

The Velux logo is a red rectangle with the word "VELUX" in white, bold, sans-serif capital letters. A registered trademark symbol (®) is located at the top right of the word.A photograph of a bright, airy room with a wooden floor and a large skylight. Two young girls are sitting on the floor, drawing on a large sheet of paper. One girl is lying on her stomach, and the other is sitting up. A large black and white dog is lying on the floor between them. A wicker chair is visible on the left, and a red armchair is partially visible in the foreground on the right. The skylight provides a view of a lake and trees under a cloudy sky.

Product Catalogue

UK Price List (excludes VAT)
Valid from 1st April 2024
velux.co.uk

Contents

- 4 Transforming spaces
- 5 Solutions for sustainable living
- 6 Why VELUX®
- 8 Focus and new for 2024
- 10 Solar products
- 12 Product guarantee
- 13 VELUX App Control
- 15 Finish options
- 20 Roof window selection guide
- 157 Practical information
- 166 Glazing options
- 170 Size guide

23 Intelligent home control

27 Roof windows

81 Installation and flashings

101 Flat roof windows

121 Blinds and shutters

147 Sun tunnels

153 Accessories

Contact us

If you need more information or technical support, we are here to help.

Telephone: 01592 778 225
E-mail: sales@velux.co.uk

Website: velux.co.uk

Transforming spaces into favourite places

We all look for the perfect place where we can relax, recharge and feel content – or even be more productive. Often, without us noticing, it is a place filled with daylight and fresh air.

For over 80 years, the VELUX Group has helped people transform spaces using daylight and fresh air through the roof. By creating brighter, healthier, more sustainable places to live, work, learn and play, we enable a better everyday life for people around the world.

Our award-winning roof windows can fit any roof – flat, pitched, old or new – and can be w with VELUX blinds and shutters. You can even add more space to your home with a VELUX Roof balcony or upgrade your roof windows to VELUX ACTIVE with NETATMO - our intelligent home solution.

VELUX roof windows are built to last. We take pride in our craft and high-quality products. But what you may not see is that VELUX roof windows are part of an ambitious sustainability strategy. We have set targets to reduce our carbon emissions in line with the Paris Agreement's most ambitious emissions reduction pathway. In addition to this, we plan to offset the equivalent of our historical carbon emissions. In other words, there are several reasons to choose a VELUX roof window.



Solutions for sustainable living

Sustainability has always been in our nature and we are committed to new, pioneering measures, based on science and examined by experts.

We will dramatically reduce our future CO₂ emissions, shifting our power supply to 100% renewable energy, making our production significantly more energy efficient. We will also be fundamentally changing the materials we use for our products to make them more sustainable.

By 2030, we will reduce the carbon footprint of our products by 50%. We will be a climate-neutral company and will have halved CO₂ emissions across our entire value chain. Simultaneously, by 2041, we will have captured the same amount of CO₂ that we have emitted since the company was founded.

In order to achieve this, we have formed a 20-year partnership with WWF (World Wide Fund For Nature) on forest conservation and restoration projects around the world.

When you buy a VELUX solution, you are part of this journey. You will find yourself at the forefront of roof window technology. For example, through energy-efficient triple glazing or the use of smart, sensor-based roof window solutions that create a self-regulating indoor climate for healthy living indoors.

We all need a healthy home – including Mother Nature. With our commitment to become a more sustainable company and contribute to a greener construction industry, we are doing everything we can to achieve this.



Why VELUX®

All over the world, VELUX roof windows contribute to healthy indoor environments by letting in fresh air and daylight. Here are five other good reasons why you should consider an original VELUX roof window.

80 years of innovation

When the first VELUX roof window transformed a dark attic into a liveable space, it was a revelation. That was 80 years ago but our passion for daylight, fresh air and better living environments continues to this day and can be seen through our constant innovation and award-winning design.



Extensively tested

VELUX products are designed to meet the highest quality standards and undergo thorough testing. For example, all roof windows are tested to withstand a year's rainfall in just 15 minutes. They are also opened and closed 25,000 times – the equivalent of opening and closing the window every day for 68 years!

10-year guarantee

We strive to ensure the quality of all VELUX products and accessories live up to our customers' exacting standards. However, in the rare event that you experience a problem with your VELUX roof window, we offer a 10-year guarantee on all core products. On blinds, shutters and electrical products we offer a 3 to 5-year guarantee.



Here for you

When you need support, our team is never more than a phone call away. The expert team are trained to give you as much in-depth assistance on planning, installation and aftercare as you need. Call us on 01592 778 225.



Focused on sustainability

Sustainability is ingrained in everything we do. Not only will VELUX roof windows last for generations, but our production facilities also strive to achieve zero waste, source responsibly and continually reduce environmental impact. Read more on page 5.

Installing peace of mind

New
for 2024

The new Adjustable middle gutter.

Introducing the new Adjustable middle gutter, designed in collaboration with installers for an even better installation. Our innovative and patented solution makes combination installations simpler.

The middle gutter can be adjusted to widths between 100 - 160mm, ensuring that it always fits to the actual rafter dimensions, providing peace of mind when it's not possible to obtain exact measurements. It also eliminates the need to create bespoke solutions for each project and reduces the risk of on-site issues.

Add value to projects by installing bigger and better solutions and bring more of the outdoors in.

The new Adjustable middle gutter is included in the VELUX Pro+ combination flashing set. Find out more on page 89.

Why use the Adjustable middle gutter?



Gives peace of mind

Regardless of the rafter dimensions, you can expect the perfect fit every time. The middle gutter can be adjusted to widths between 100 - 160mm.



It's innovative and patented

The middle gutter has been expertly engineered, its multi-layer drainage system captures and guides rainwater effectively to shield the roofline and ensure watertightness.

Available for



EKW



EKL





Focus
Solar roof windows

Solar powered - illuminate a sustainable tomorrow

Solar roof windows use daylight as a power source - eliminating the need for any wiring.

The long-lasting solar battery is powered through an integrated solar cell that is placed on the exterior of the roof window.



Powered by daylight

By utilising the power of daylight, solar roof windows offer a solution that promotes the use of renewable energy.

Reliable even when it's cloudy

With an integrated solar cell on the exterior, the roof window collects daylight throughout the day, even when it's cloudy. It's as rigorously tested as our electric roof windows to ensure reliable performance for years to come.

Easy control for everyone

Upgrade your solar roof window with a switch or App Control from the intelligent home control range. Control your roof windows effortlessly and adjust the natural light and ventilation easily to your preferences.

The bright side of solar innovation

Welcome to a new level of comfort and convenience with the range of solar roof windows, blinds and shutters. Experience the ease of airing out your home and adjusting natural light and temperature with the simple touch of a switch or your smartphone.

Improved comfort and well-being

Invite fresh air and daylight in to create a healthy home that's aired out more often, for a comfortable and energy-efficient indoor climate.

Automatic protection from bad weather

The rain sensor gives you total peace of mind, as it will close the roof windows automatically in the event of rain, protecting your home from water damage whilst it's ventilating.



Save valuable energy

Whatever the time of year, you can ventilate your home efficiently with minimal energy loss. During winter, solar products can air out while keeping heat in the room and in the summer, exterior shutters automatically prevent overheating.

Always in control

Solar products provide enhanced control of your roof windows and accessories from the palm of your hand, either at home or on the go. Be in full control - all the time.



NEW extended 10-year guarantee on solar and electric roof windows

The standard guarantee for sloping solar and electric roof windows has been increased from 3 to 5 years. You can extend this period by an additional 5 years by simply registering your VELUX roof window.



Standard 5-year guarantee

All solar and electric roof windows now come with an impressive 5-year standard guarantee to support the durability and reliability of our products.

Exclusive 5-year extended guarantee*

Enjoy an additional 5-year guarantee and extend your total coverage to 10 years by registering your products at velux.co.uk/extendedwarranty

*Includes white maintenance-free GGU/GPU and white painted GGL/GGLS.



Free VELUX App Control now available with all solar and electric roof windows

When you purchase any of our solar and electric roof windows, you can claim a free VELUX App Control gateway.

This gateway is your key to unlocking additional benefits of your solar and electric roof window, providing complete control from your smartphone.

How to order?

To claim your free VELUX App Control gateway, download the VELUX ACTIVE app from the App Store or Google Play Store on your smartphone. Follow the in-app process to order the VELUX App Control gateway. Find out more on page 25.

Free App Control included. Read more at velux.co.uk/freeapp

Focus

Finishes



Different finishes
for different needs

Choose your preferred finish

Our roof windows come in different finishes to match your needs and preferences on maintenance, durability and look.

White maintenance-free

The most durable and robust finish that is completely maintenance-free.

- **Moisture resistant:** The ideal choice for all room types no matter the level of moisture or condensation.
- **Wipeable surface:** The seamless corners and robust material make it quick and easy-to-clean.
- **Outstanding quality:** A wooden core encased in a hard-wearing, waterproof white polyurethane mould.

White painted

High-quality natural pine treated with a water-based white paint for a discreet wood grain look.

- **Maintenance:** We recommend that VELUX white painted roof windows should be sanded and repainted approximately every 7 years.
- **Look and design:** A white painted wood for those looking for a simple bright white finish.
- **Durability:** White, water-based lacquer protects the wood frame from everyday levels of dirt and moisture.

Recommended



No repainting needed	● ● ● ●
Moisture resistant	● ● ● ●
Robust material	● ● ● ●
Easy-to-clean	● ● ● ●
Smooth surface	● ● ● ●
Seamless corners	● ● ● ●

No repainting needed	● ● ● ●
Moisture resistant	● ● ●
Robust material	● ● ●
Easy-to-clean	● ● ●
Smooth surface	● ●
Seamless corners	● ●

Designed to complement heritage

Focus
Heritage conservation
roof window

Sensitively enhancing the future value of historical buildings.

A historical building is a gift from days gone by. It tells the tale of a rich and diverse building tradition. It shows us how life used to be.

The Heritage conservation roof window is designed to be in harmony with historical façade aesthetics. Slim, elegant and sitting flush to the roofing materials, it blends beautifully into historical roofs.

Inspired by today and tomorrow as much as the past, it enhances modern indoor living and helps to transform spaces into favourite places.

Designed for heritage

Co-created with conservation specialists, it is specifically designed to be in keeping with heritage aesthetics of traditional buildings, and properties located in conservation areas.

Installation

Flashing kit for easier and faster installation as no time-consuming customisation with lead is required. Option of outside or inside installation for ultimate convenience.

Seamless fit

From the slim profile, down to the authentic glazing bar and step pane, every element of the Heritage conservation roof window is carefully considered.

Made to last

Tried and tested in one of northern Europe's largest wind tunnels for wind and water resistance.



Protect your home and block the heat outside

Keep your home comfortable with VELUX exterior blinds and shutters, designed to shield your space from the heat and dazzling sun before it even reaches your roof windows.

Why choose exterior heat protection?

Optimal control of daylight and indoor climate

- Protect your home from direct sunlight whenever you want.
- Highly effective indoor temperature control, reducing energy costs for heating or cooling.
- Benefit from an additional layer of insulation during colder seasons.
- Keep the indoor temperature cool and comfortable during summer.
- Helps you to relax by reducing noise from the outside.

Durability and longevity

- VELUX anti-heat blinds and shutters are built to last and add long-lasting value to your home.
- Made from high-quality materials with up to a 5-year guarantee.
- Designed to withstand the harshest weather conditions whilst maintaining their functionality and visual appeal for years to come.

Great design and hassle-free installation

- Our products are designed to match your VELUX roof windows perfectly, allowing full operation thanks to their position on the outer sash.
- Simple installation from inside the room.



Anti-heat blind – keep cool with a view to the outside

With transparent mesh fabric, anti-heat blinds block the sun's heat while still maintaining a view to the outdoors, perfect for glare-free workdays from the home office or cool afternoons in the living room.



Anti-heat blackout blind – comfort day and night

The Anti-heat blackout blind's durable, light-tight fabric blocks heat and daylight effectively, allowing you to dim the living room for a movie night or black out the bedroom for a good night's sleep.



Anti-heat blackout shutter – complete year-round comfort

The Anti-heat blackout shutter's sturdy exterior provides the best heat protection and blackout capabilities, enabling you to stay cool in summer, effectively insulate your home in winter and sleep soundly through stormy nights.

Read more about the full range on page 124.

5-year guarantee on all shutters and automated anti-heat blinds, 3 years on manual anti-heat blinds.



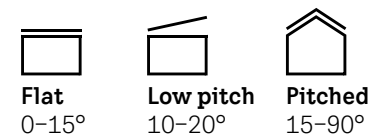
Roof window selection guide

Natural light is essential to your well-being. Use the 7-step guide to ensure you get the right solution for your project.



1. Identify the roof pitch

Regardless of roof pitch there is a VELUX solution. VELUX roof windows can be installed in all roof types:



2. Calculate the right amount of daylight

The size and number of roof windows are fundamental to how the space will look and feel.

- We recommend the glazed area is approximately 20% of the floor area.
- This can be achieved with easy-to-install VELUX roof window combinations.
- Roof windows bring in twice as much daylight as façade windows.




3. Choose the operation

For ultimate convenience and comfort, we recommend VELUX solar roof windows.

- Easily installed, no wiring required.
- Operates even in cloudy weather.
- Integrated rain sensors close the roof window in the event of rain.

Read more on page 10.




4. Choose the interior finish

For the most durable and robust result, choose a white maintenance-free finish.

- Moisture resistant, ideal for all room types.
- Wipeable surface with seamless corners.
- Wooden core encased in a hard-wearing, waterproof white polyurethane mould.

Read more on page 15.




5. Choose the glazing

To achieve the best energy efficiency VELUX recommends triple glazing.

- Minimises the feeling of cold.
- Extra noise reduction to diminish outside street noise.
- Easy-to-clean and anti-dew coatings provide a clearer view.

Read more on page 166.




6. Flashing and installation

VELUX flashings provide a durable 100% watertight and weather-proof seal.

- Most VELUX flashings come with installation products included as standard to suit a wide range of roofing materials.
- VELUX recommends recessed flashings to provide a sleek and streamlined finish.

Read more on page 81.



7. Choose blinds and shutters

VELUX recommends enhancing roof windows with blinds and exterior heat protection.

- Exterior heat protection adds insulation, protection from heat and the elements, as well as enhanced rain noise reduction.
- Interior blinds provide blackout or light dimming and decoration.
- Both solutions provide a perfect fit, long-lasting performance and are easy to install.

Read more on page 121.



Intelligent home control

Unlock the full potential of your solar or electric roof windows, blinds and shutters with VELUX Intelligent home control – the range of smart control solutions that empower you to take control of your indoor comfort with ease, while enjoying the full benefits of daylight and fresh air.



Easy control options for your VELUX solar and electric products

Our controls make it easy for you to adjust your roof windows, blinds and shutters with the simple touch of a switch or your smartphone. Say goodbye to manual adjustments and experience the easy way of managing your roof windows, blinds and shutters.

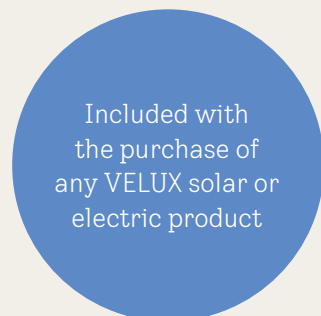


Basic Wall Switch

VELUX Wall Switch

The Wall Switch lets you conveniently open, stop and close VELUX solar and electric products.

- Allows control of one product per switch.



Multiple product switch

VELUX Touch

VELUX Touch makes it easy to feel perfectly comfortable at home by ensuring every solar or electric roof window, blind and shutter is always within easy reach. Let in a cool breeze when you need a breath of fresh air, shield your home from the midday sun or close the blinds for a movie night – all with a single master switch.

- Control multiple VELUX solar and electric products in a home.
- 15-minute ventilation timer.

VELUX Touch		
KLR 300	VELUX Touch	90

All prices in GBP (£)



VELUX App

VELUX App Control



VELUX App Control gives you full control of all your VELUX solar or electric products, right from your smartphone. Open and close your roof windows, blinds and shutters with a single swipe or group your VELUX solar or electric products for combined control. Share VELUX App Control with the whole household and keep every roof window within reach – both at home and on the go.

- Control of multiple VELUX solar or electric products in the home.
- 15-minute ventilation timer and scheduling.
- Personalised home control from anywhere.

Upgrade to VELUX ACTIVE with NETATMO
You can upgrade from VELUX App Control to VELUX ACTIVE with NETATMO by purchasing only the VELUX ACTIVE indoor climate sensor (KLA 300)

VELUX App Control		
KIG 300	VELUX App Control Internet gateway	85

Visit velux.co.uk/velux-app-control to discover more.

All prices in GBP (£)



VELUX App with sensor

VELUX ACTIVE with NETATMO

VELUX ACTIVE is an intelligent home solution that links your solar or electric products together, allowing your roof windows to let in fresh air, whilst blinds and shutters automatically shield your home from excessive heat. Effortlessly monitor the temperature, humidity and CO₂ levels in your home, while controlling it all with the VELUX ACTIVE app.

- Automatic ventilation and heat protection.
- Control of multiple VELUX solar or electric products in the home.
- 15-minute ventilation timer and scheduling.
- Personalised home control from anywhere.

VELUX ACTIVE		
KIX 300	VELUX ACTIVE package (VELUX gateway, departure switch, indoor climate sensor)	171
Additional components		
KLA 300	VELUX ACTIVE indoor climate sensor	63
KLN 300	VELUX ACTIVE departure switch	42

Visit velux.co.uk/active to discover more.

All prices in GBP (£)



iPhone, iPod and iPad are registered trademarks of Apple Inc. Registered in the US and other countries. HomeKit is a trademark of Apple Inc. Google and Google Play are trademarks of Google LLC.



Turn your dreams
into reality with
VELUX roof windows

Roof windows

Roof window

Page 28

Solar, centre-pivot
Electric, centre-pivot
Manual, centre-pivot
Electric, top-hung
Manual, top-hung
Manual, Low pitch
Heritage conservation
Conservation

Roof window combinations

Page 46

Integrated side-by-side
Integrated triple
Quattro
Duo
Sloping and fixed
Sloping and vertical

Roof balcony

Page 60

2in1 roof window

Page 62

Solar, centre-pivot
Manual, centre-pivot
Manual, top-hung

3in1 roof window

Page 68

Solar, centre-pivot
Manual, centre-pivot
Manual, top-hung



Dormer

Page 74

Special application roof windows

Page 78

Cold room
Smoke ventilation

  Rain sensor integrated in the solar cell module

Now with 5+5 years extended guarantee*



Free App Control gateway now included. Claim yours through the VELUX ACTIVE app. Learn more at velux.co.uk/freeapp

Solar centre-pivot

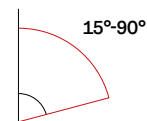
Centre-pivot roof window: GGU and GGL

Let daylight power your roof window with an integrated solar cell and open the window with a wireless Wall Switch for ultimate convenience. The integrated rain sensor automatically closes the roof window when the weather changes, so you never have to worry about leaving the window open when airing out.



- Easy installation with no wiring needed.
- Battery charges even in cloudy weather.
- Basic Wall Switch included, see page 24.
- Automatic rain sensor closes the roof window when it rains.
- Provides fresh air, better indoor comfort and home security.

* Read more on page 12.







Roof pitch



Interior finish options

	Recommended
	White maintenance-free The most durable and robust finish that is completely maintenance-free
	White painted High quality natural pine treated with a water-based white paint for a discreet wood grain look

Glazing options

	Double glazing --70	Triple glazing --68	Triple glazing --66
 Rain noise reduction	✓	✓	✓
 Safety lamination	✓	✓	✓
 Toughened glass	✓	✓	✓
 UV filter	✓	✓	✓
 Easy-to-clean			✓
 Anti-dew			✓

Thermal transmittance of glazing (U_g -value) 1.0 0.7 0.6


Read more about glazing specifications on page 166.


Blinds and shutters

- Consider interior blinds for light control, and anti-heat blinds or shutters for heat protection and blackout.

Read more on page 121.


Intelligent home control

 Combine your solar and electric products with our intelligent home control solutions for multiple operation, scheduling and automation.

 Free App Control included. Read more at velux.co.uk/freeapp

Transform with daylight

- A single roof window is ideal for small rooms. For bigger rooms, we recommend roof window combinations.



External frame sizes (w×h) cm	U_w -VALUE W/m ² K	CK02 55×78	CK04 55×98	CK06 55×118	FK06 66×118	MK04 78×98	MK06 78×118	MK08 78×140	PK08 94×140	SK06 114×118	UK04 134×98
-------------------------------	------------------------------------	---------------	---------------	----------------	----------------	---------------	----------------	----------------	----------------	-----------------	----------------



White maintenance-free


 Solar	GGU 007030	1.3	757	779	796	844	814	871	923	1,016	1,033	1,007
	GGU 006830	1.1	852	880	902	962	923	995	1,061	-	1,198	1,165
	GGU 006630	1.0	932	964	990	1,060	1,016	1,099	1,176	1,310	1,336	1,297

White painted

 Solar	GGL 207030	1.3	714	734	749	792	765	816	863	944	960	937
	GGL 206830	1.1	799	824	843	897	863	926	984	-	1,106	1,077
	GGL 206630	1.0	870	899	922	984	944	1,018	1,087	1,206	1,229	1,195

* Read more about extending your warranty on your solar or electric roof window at velux.co.uk/extendedwarranty

All prices in GBP (£)
Find all sizes and prices at velux.co.uk

 Rain sensor integrated in the roof window

Now with 5+5 years extended guarantee*



Free App Control gateway now included. Claim yours through the VELUX ACTIVE app. Learn more at velux.co.uk/freeapp

Electric centre-pivot

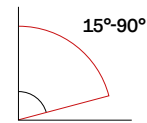
Centre-pivot roof window: GGU and GGL

Open the roof window with the easy-to-use wireless Wall Switch for ultimate convenience. The integrated rain sensor automatically closes the roof window when the weather changes, so you never have to worry about leaving the roof window open when airing out.



- Fully integrated motor which runs almost without a sound.
- Basic Wall Switch included, see page 24.
- Automatic rain sensor closes the roof window when it rains.
- Provides fresh air, better indoor comfort and home security.

* Read more on page 12.


Roof pitch



Interior finish options

	Recommended
	White maintenance-free The most durable and robust finish that is completely maintenance-free
	White painted High quality natural pine treated with a water-based white paint for a discreet wood grain look

Glazing options

	Double glazing --70	Triple glazing --68	Triple glazing --66
 Rain noise reduction	✓	✓	✓
 Safety lamination	✓	✓	✓
 Toughened glass	✓	✓	✓
 UV filter	✓	✓	✓
 Easy-to-clean			✓
 Anti-dew			✓

Thermal transmittance of glazing (U_g -value) 1.0 0.7 0.6


Read more about glazing specifications on page 166.


Blinds and shutters

- Consider interior blinds for light control, and anti-heat blinds or shutters for added heat protection.

Read more on page 121.

Intelligent home control



 Combine your solar and electric products with our intelligent home control solutions for multiple operation, scheduling and automation.

 Free App Control included. Read more at velux.co.uk/freeapp

Transform with daylight

- A single roof window is ideal for small rooms. For bigger rooms, we recommend roof window combinations.



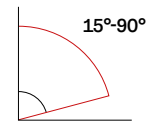
External frame sizes (w×h) cm	U _w -VALUE W/m ² K	CK02	CK04	CK06	FK06	MK04	MK06	MK08	PK08	SK06	UK04	
		55×78	55×98	55×118	66×118	78×98	78×118	78×140	94×140	114×118	134×98	
White maintenance-free												
 Electric	GGU 007021U	1.3	757	779	796	844	814	871	923	1,016	1,033	1,007
	GGU 006821U	1.1	852	880	902	962	923	995	1,061	1,176	1,198	1,165
	GGU 006621U	1.0	932	964	990	1,060	1,016	1,099	1,176	1,310	1,336	1,297
White painted												
 Electric	GGL 207021U	1.3	714	734	749	792	765	816	863	944	960	937
	GGL 206821U	1.1	799	824	843	897	863	926	984	1,087	1,106	1,077
	GGL 206621U	1.0	870	899	922	984	944	1,018	1,087	1,206	1,229	1,195

* Read more about extending your warranty on solar or electric roof window at velux.co.uk/extendedwarranty



All prices in GBP (£)
Find all sizes and prices at velux.co.uk



Roof pitch



Interior finish options

	Recommended
	White maintenance-free The most durable and robust finish that is completely maintenance-free
	White painted High quality natural pine treated with a water-based white paint for a discreet wood grain look

Glazing options	Double glazing --70	Triple glazing --68	Triple glazing --66	Triple glazing --62
 Rain noise reduction	✓	✓	✓	✓
 Safety lamination	✓	✓	✓	✓
 Toughened glass	✓	✓	✓	✓
 UV filter	✓	✓	✓	✓
 Easy-to-clean			✓	
 Anti-dew			✓	✓
Thermal transmittance of glazing (U_g -value)	1.0	0.7	0.6	0.5

Read more about glazing specifications on page 166.

Blinds and shutters

- Consider interior blinds for light control, and anti-heat blinds or shutters for added heat protection.

Read more on page 121.

Out-of-reach

- If your roof window is out-of-reach, VELUX recommends a solar or electric roof window.

Read more on page 28.

Transform with daylight

- A single roof window is ideal for small rooms. For bigger rooms we recommend roof window combinations.











Manual centre-pivot

Centre-pivot roof window: GGU and GGL

The classic VELUX roof window is operated by a neatly designed and convenient top control bar that allows you to open and close the window even with furniture placed underneath it. It also features a ventilation flap so you can air out your room with the window closed.

- Convenient top opening with integrated ventilation.
- Ventilation filter protects against dust and insects.
- Easy to rotate the window and clean the outer glass.
- Easily add blinds by simply clicking them into the patented mounting brackets.





External frame sizes (w×h) cm	U_w -VALUE W/m ² K	CK02 55×78	CK04 55×98	CK06 55×118	FK06 66×118	MK04 78×98	MK06 78×118	MK08 78×140	PK08 94×140	SK06 114×118	UK04 134×98
											

White maintenance-free											
GGU 0070	1.3	382	404	421	469	439	496	548	641	658	632
GGU 0068	1.1	477	505	527	587	548	620	686	801	823	790
GGU 0066	1.0	557	589	615	685	641	724	801	935	961	922
GGU 0062	0.92	664	702	733	817	763	863	954	1,115	1,145	-
GGU 0070Q*	1.3	514	536	-	601	571	628	680	773	790	764
White painted											
GGL 2070	1.3	339	359	374	417	390	441	488	569	585	562
GGL 2068	1.1	424	449	468	522	488	551	609	712	731	702
GGL 2066	1.0	495	524	547	609	569	643	712	831	854	820
GGL 2062	0.92	590	624	651	726	679	767	848	991	1,018	-
GGL 2070Q*	1.3	471	491	-	549	522	573	620	701	717	694

* Special enhanced security window fitted with toughened laminated glass combined with a reinforced construction and extra locks.

All prices in GBP (£)
Find all sizes and prices at velux.co.uk

  Rain sensor integrated in the roof window

Now with 5+5 years extended guarantee*



Free App Control gateway now included. Claim yours through the VELUX ACTIVE app. Learn more at velux.co.uk/freeapp

Electric top-hung

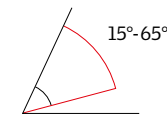
Top-hung roof window: GPU

This electrically operated top-hung roof window is designed for a panoramic view. With one touch of the Wall Switch, the roof window opens outwards giving you a balcony-like feeling. The integrated rain sensor automatically closes the roof window when the weather changes, so you never have to worry about leaving the roof window open when airing out.


- Effortless operation with Wall Switch provided.
- Automatic rain sensor closes the roof window when it rains.
- Full 45° opening allows for stunning views.
- Provides fresh air, better indoor comfort and home security.
- Basic Wall Switch included, see page 24.

* Read more on page 12.

Roof pitch



Interior finish options

	Recommended
	White maintenance-free The most durable and robust finish that is completely maintenance-free

Glazing options

	Double glazing --70	Triple glazing --66
 Rain noise reduction	✓	✓
 Safety lamination	✓	✓
 Toughened glass	✓	✓
 UV filter	✓	✓
 Easy-to-clean		✓
 Anti-dew		✓
Thermal transmittance of glazing (U _g -value)	1.0	0.6

Read more about glazing specifications on page 166.

Compatibility


- VELUX electric roof window is only compatible with manual or solar-powered blinds.
- Not compatible with twin flashings, sloping and vertical combinations, and insulated replacement flashings.


Blinds and shutters

- Consider interior blinds for light control, and anti-heat blinds or shutters for added heat protection.

Read more on page 121.


Intelligent home control

 Combine your VELUX electric products with our intelligent home control solutions for multiple operation, scheduling and automation.


 Free App Control included. Read more at velux.co.uk/freeapp

Transform with daylight



- A single roof window is ideal for small rooms. For bigger rooms, we recommend roof window combinations.



External frame sizes (w×h) cm	U _w -VALUE	FK06	FK08	MK06	MK08	PK06	PK08	SK06	SK08
	W/m² K	66×118	66×140	78×118	78×140	94×118	94×140	114×118	114×140



White maintenance-free

GPU 007021U		Electric	1.3	1,121	1,165	1,148	1,200	1,200	1,293	1,310	1,350
GPU 006621U		Electric	1.0	1,337	1,401	1,376	1,453	1,453	1,587	1,613	1,671

Profile set*

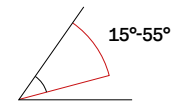
	WK06	WK08	WK06	WK08	WK06	WK08	WK06	WK08
ZWP WK06 0000	46	-	46	-	46	-	46	-
ZWP WK08 0000	-	48	-	48	-	48	-	48

* For installations (EDN, EDJ, flashings kits). Required for all recessed installations of electric top-hung roof windows.

All prices in GBP (£)
Find all sizes and prices at velux.co.uk





Roof pitch









Suitable for roof pitches between 15° and 55°
Also suitable for roof pitches between 55° and 75° with special springs. Please specify when ordering

Interior finish options

	Recommended
	White maintenance-free The most durable and robust finish that is completely maintenance-free
	White painted High quality natural pine treated with a water-based white paint for a discreet wood grain look

Glazing options

	Double glazing --70	Triple glazing --68	Triple glazing --66
 Rain noise reduction	✓	✓	✓
 Safety lamination	✓	✓	✓
 Toughened glass	✓	✓	✓
 UV filter	✓	✓	✓
 Easy-to-clean			✓
 Anti-dew			✓

Thermal transmittance of glazing (U_g-value) 1.0 0.7 0.6

Read more about glazing specifications on page 166.

Blinds and shutters

- Consider interior blinds for light control, and anti-heat blinds or shutters for added heat protection.

Read more on page 121.

Out-of-reach

- If your roof window is out-of-reach, VELUX recommends solar or electric roof windows.

Read more on page 34.

Transform with daylight

- A single roof window is ideal for small rooms. For bigger rooms we recommend roof window combinations.










Manual top-hung

Top-hung roof window: GPU and GPL

Use the elegant handle at the bottom to open the roof window outwards, lean out and enjoy an undisturbed panoramic view of the outdoors with the VELUX top-hung roof window. The outward-opening roof window creates a balcony-like feeling when the window opens and is our recommended choice for any loft conversion. It also features a ventilation bar so you can air out your room with the window closed.

- Easy opening for a pleasing panoramic view.
- Ventilation filter protects against dust and insects.
- Easy to rotate the window and clean the outer glass.
- Easily add blinds by simply clicking them into the pre-fitted mounting brackets.



External frame sizes (w×h) cm	U _w -VALUE	CK04	CK06▲	FK06▲	MK04▲	MK06▲	MK08▲	PK08▲	PK10▲	SK06▲	UK04▲
	W/m² K	55×98	55×118	66×118	78×98	78×118	78×140	94×140	94×160	114×118	134×98
											

White maintenance-free

GPU 0070	1.3	581	598	646	616	673	725	818	853	835	-
GPU 0068	1.1	682	704	764	725	797	863	978	1,022	1,000	-
GPU 0066	1.0	766	792	862	818	901	978	1,112	1,163	1,138	-
GPU 0062	0.96	879	910	994	940	1,040	1,131	1,292	1,353	1,322	-

White painted

GPL 2070	1.3	536	551	594	567	618	665	746	778	762	739
GPL 2068	1.1	626	645	699	665	728	786	889	928	908	879
GPL 2066	1.0	701	724	786	746	820	889	1,008	1,054	1,031	997

▲ Sizes suitable for emergency escape requirements.

All prices in GBP (£)
Find all sizes and prices at velux.co.uk



Roof pitch



Interior finish options



White painted
High quality natural pine treated with a water-based white paint for a discreet wood grain look

Glazing options

	Triple glazing --15
Rain noise reduction	✓
Safety lamination	✓
Toughened glass	✓
UV filter	✓
Easy-to-clean	
Anti-dew	
Thermal transmittance of glazing (U_g -value)	0.7

Blinds and shutters

- Consider interior blinds for light dimming or blackout.

Read more on page 121.

Upgrade to a solar-powered roof window

- Upgrade to a solar roof window with the conversion kit (KSX). Includes a rain sensor that closes the roof window when it rains.
- Compatible with all sizes except SK01.

Read more on page 154.

Transform with daylight

- The Low pitch roof window is ideal for single-storey extensions and allows daylight to reach deeper into your home than a vertical roof window.

Manual centre-pivot for low pitch roofs

Made for homes with low pitches (10°-20°): GBL

Perfect for bringing daylight and fresh air into single-storey extensions, the Low pitch roof window is the best solution for roofs with a pitch between 10°-20°. The product is designed to be totally watertight at a low pitch and features glass-to-edge technology which provides a seamless and aesthetic installation.

- Tested in one of northern Europe's largest wind tunnels for wind and water resistance.
- Fast and simple installation.
- Compatible with VELUX interior blinds and external anti-heat shutters.
- Suitable for interlocking profiled tiles from 15mm up to 120mm which are approved for roof pitches from 10°-20°.



External frame sizes (w×h) cm	U _w -VALUE	CK04	MK04	MK06	MK08	PK04	SK01	SK06
	W/m ² K	55×98	78×98	78×118	78×140	94×98	114×70	114×118
White painted								
GBL S10G03*	1.1	593	646	716	783	727	823	921

* Package includes roof window, flashing, Insulation BDX and Underfelt collar BFX suitable for installation into profiled tiles up to 120mm.

All prices in GBP (£)
Find all sizes and prices at velux.co.uk



Heritage conservation roof window

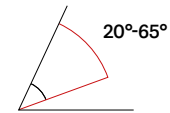
Ideal for heritage, conservation and historical properties: GCL

The Heritage conservation roof window is designed to be in keeping with heritage aesthetics of historical buildings. Slim and elegant and sitting flush to the slates, it blends beautifully into the roofing materials.

Thoughtfully co-created with Architects and Conservation Officers, it enhances modern living, while maintaining the building's original character.

- Sleek, slim-fit profile for an appearance in line with historic heritage.
- Authentic top-hung design.
- Crafted glass-to-edge technology for a clean appearance.
- Central glazing bar for period authenticity.
- Flashing kit developed for slate and plain tile roofs, for effortless installation (no need for manual lead flashing).
- Original hand-winder for natural ventilation.

Roof pitch



Interior finish options



White painted
High quality natural pine treated with a water-based white paint for a discreet wood grain look

Glazing options

Glazing options	Double glazing --01
Rain noise reduction	✓
Safety lamination	✓
Toughened glass	✓
UV filter	✓
Easy-to-clean	✓
Anti-dew	

Thermal transmittance of glazing (U_g -value) 1.1

Read more about glazing specifications on page 166.

Blinds

- Compatible with translucent and blackout pleated blinds FHL and FHC for full control over light levels.

Read more on page 121.

Flashing

- Flashing is compatible with plain tiles and slates up to 14mm thick.
- For profiled roofing materials you can use our GGL H and GPL H.

Read more on page 81.

Transform with daylight

- Enjoy up to 16% more daylight compared to the GGL H Conservation roof window.



External frame sizes (w×h) cm	U _w -VALUE	CC04	CC06	FC06	FC08	MC06	MC08	PC08	SC08	SC10
	W/m ² K	55×98	55×118	66×118	66×140	78×118	78×140	94×140	114×140	114×160

White painted

GCL 2501H		1.3	718	749	835	913	881	975	1,139	1,240	1,373
-----------	--	-----	-----	-----	-----	-----	-----	-----	-------	-------	-------

Flashing

EDU 1500*	For slate or plain tiles up to 14mm		162	170	182	191	191	204	228	241	250
-----------	-------------------------------------	--	-----	-----	-----	-----	-----	-----	-----	-----	-----

Interior blinds

FHC Manual	Blackout energy pleated blinds	Standard	96	106	112	118	118	126	140	152	170
FHL Manual	Translucent pleated blinds	Standard	86	94	100	104	104	112	124	136	150

* Including BFX.

All prices in GBP (£)
Find all sizes and prices at velux.co.uk



Conservation roof window

The contemporary choice for traditional properties: GGL H and GPL H

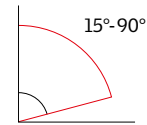
The Conservation roof window is the perfect combination of the past and present. The roof window's black exterior profile and glazing bar blend seamlessly into the roof to match the building's original characteristics.

Its additional features offer you the same convenience as a standard VELUX roof window.

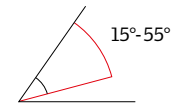
- Traditional external appearance.
- Centre-pivot option for easy operation.
- Top-hung option for uninterrupted panoramic views.
- Top control bar with integrated ventilation.
- Fresh air even when the roof window is closed.
- Pivot function for easy cleaning.

Roof pitch

Centre-pivot



Top-hung



The roof window is suitable for roof pitches between 15°-55°, also suitable for roof pitches between 55° and 75° with special springs

Interior finish options



White painted
High quality natural pine treated with a water-based white paint for a discreet wood grain look

Glazing options

	Double glazing --70
Rain noise reduction	✓
Safety lamination	✓
Toughened glass	✓
UV filter	✓
Easy-to-clean	
Anti-dew	

Thermal transmittance of glazing (U_g -value) 1.0

Read more about glazing specifications on page 166.

Blinds and shutters

- Consider interior blinds for light control, and anti-heat blinds or shutters for added heat protection.

Read more on page 121.

Upgrade to solar roof window

- Upgrade to a solar-powered roof window with the conversion kit (KSX). Includes a rain sensor that closes the roof window when it rains.
- Compatible with centre-pivot Conservation roof windows (GGL).

Read more on page 154.



External frame sizes (w×h) cm	U_w -VALUE W/m ² K	CK04	CK06	FK06	MK06	MK08	UK04
		55×98	55×118	66×118	78×118	78×140	134×98

Centre-pivot white painted

GGL SD5N2	GGL 2570 roof window + EDN recessed flashing for slate up to 8mm thick (min 20°)	1.3	622	646	714	754	814	861
GGL S15P01	GGL 2570 roof window + EDP flashing for plain tiles up to 14mm thick (min 25°)	1.3	560	594	647	683	739	861
GGL S15W01	GGL 2570 roof window + EDW flashing for tiles up to 120mm in profile (min 15°)	1.3	560	581	647	683	739	861
GGL SD5J2	GGL 2570 roof window + EDJ recessed flashing for tiles up to 90mm in profile (min 20°)	1.3	622	648	714	754	814	946

Top-hung white painted

GPL SD5N2	GPL 2570 roof window + EDN recessed flashing for slate up to 8mm thick (min 20°)	1.3	-	-	-	-	991	-
GPL S15P01	GPL 2570 roof window + EDP flashing for plain tiles up to 14mm thick (min 25°)	1.3	-	-	-	-	916	-
GPL S15W01	GPL 2570 roof window + EDW flashing for tiles up to 120mm in profile (min 15°)	1.3	-	-	-	-	916	-
GPL SD5J2	GPL 2570 roof window + EDJ recessed flashing for tiles up to 90mm in profile (min 20°)	1.3	-	-	-	-	991	-

All prices in GBP (£)
Find all sizes and prices at velux.co.uk



Get the view

Combine your roof windows

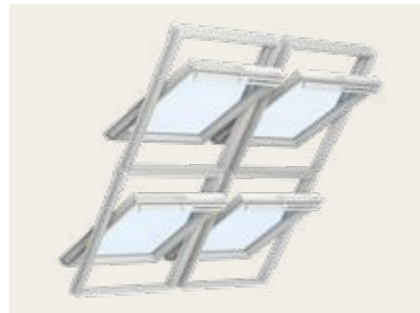
Add additional roof windows and instantly improve the feeling of space and openness in your home.

It is easy to combine multiple roof windows to expand your view and bring more daylight and fresh air into your home. Select from our recommended solutions or create your own from virtually any combination of VELUX roof windows.

- Create a solution that meets your specific needs.
- Enjoy enhanced views and more daylight.
- Give your home a feeling of spaciousness.



Integrated side-by-side and triple
Add extra wow factor to your room with our side-by-side and triple combinations. These solutions feature adjacent roof windows that give your room even more daylight so you can enjoy a panoramic view to the world outside.



Quattro
This four-window solution creates a stunning centrepiece around your outdoor view and dramatically increases the amount of daylight and sense of spaciousness in your room.

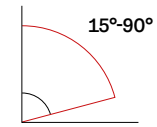


Duo
Ideal for narrow spaces, such as above stairs, this solution maximises daylight in often dark and overlooked spaces. Enhance the feeling of spaciousness and create a beautiful architectural feature.






Roof pitch



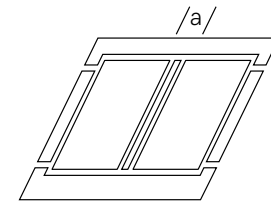
EBW / EKW 15° - 90°
EBL / EKL 15° - 90°

Details

- The Integrated side-by-side provides a more elegant finish with no intrusive rafter between the roof windows.
- Installation principle in roof construction.



Flashing



The flashing set contains

- Flashing
- Insulation collar, BDX
- Underfelt collar, BFX
- Cover plate
- Bearing beams

Blinds and shutters

- Consider interior blinds for light control, and anti-heat blinds or shutters for added heat protection.

Read more on page 121.

Intelligent home control

Combine your VELUX solar and electric products with our intelligent home control solutions for multiple operation, scheduling and automation.

Read more on page 154.

Transform with daylight

- The Integrated side-by-side solution is recommended for medium-sized rooms.

Integrated side-by-side

An integrated solution with no intrusive rafter

Where there is room for one roof window, there is often room for two. The VELUX Integrated side-by-side solution features adjacent roof windows that create a stunning architectural feature. Flood your room with light and enjoy a feeling of spaciousness.

By trimming the rafter, you reduce the amount of protruding wall between the roof windows to ensure a more integrated roof window with an elegant end result.

The all-in-one installation package contains everything you need for hassle-free installation, including a flat click-on cover plate for the frame gap between the roof windows.



Popular combinations

	UNITS	FK06	MK04	MK06	MK08	PK06	PK08	PK10	SK06	SK08	UK04	UK08
Individual external frame sizes (w×h) cm		66×118	78×98	78×118	78×140	94×118	94×140	94×160	114×118	114×140	134×98	134×140

Roof window example

GGU 0070	2	469	439	496	548	548	641	676	658	698	632	768
----------	---	-----	-----	-----	-----	-----	-----	-----	-----	-----	-----	-----

Flashing for 18mm frame distance

EBW 4021B*	For profiled roofing material up to 120mm	1	515	511	540	573	593	622	645	610	647	633	685
EBL 4021B*	For slate up to 8mm thick	1	515	511	540	573	593	622	645	610	647	633	685

Flashing for 100mm frame distance

EKW 4021E2*	For profiled roofing material up to 120mm	1	510	503	532	564	584	614	634	631	666	654	710
EKL 4021E2*	For slate up to 8mm thick	1	510	503	532	564	584	614	634	631	666	654	710

Total price example

Roof windows and flashings	3	1,453	1,389	1,532	1,669	1,689	1,904	1,997	1,926	2,043	1,897	2,221
----------------------------	---	-------	-------	-------	-------	-------	-------	-------	-------	-------	-------	-------

* Includes installation products (BDX 2000, bearing beams and cover plate).

All prices in GBP (£)
Find all flashing types, sizes and prices at velux.co.uk




Roof pitch



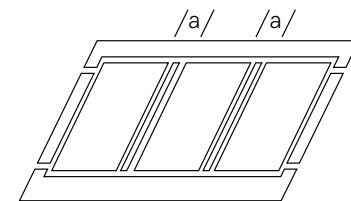
EBW / EKW 15° - 90°
EBL / EKL 15° - 90°

Details

- The Integrated triple solution provides a more elegant finish with no intrusive rafter between the roof windows.
- Installation principle in roof construction.



Flashing



The flashing set contains

- Flashing
- Insulation collar, BDX
- Underfelt collar, BFX
- Cover plates
- Bearing beams

Blinds and shutters

- Consider interior blinds for light control, and anti-heat blinds or shutters for added heat protection.

Read more on page 121.

Intelligent home control

- Combine your VELUX solar and electric products with our intelligent home control solutions for multiple operation, scheduling and automation.

Read more on page 154.

Transform with daylight

- The Integrated triple solution is recommended for medium to large rooms.

Integrated triple

An integrated solution with no intrusive rafters

Add extra wow factor to your room with the VELUX Integrated triple solution. This solution features three adjacent roof windows to give your room even more daylight so you can enjoy a widescreen panoramic view to the world outside.

By trimming the rafter, you reduce the amount of protruding wall between the roof windows to ensure a more integrated roof window with an elegant end result.

The all-in-one installation package contains everything you need for hassle-free installation, including flat click-on cover plates for frame gaps between the roof windows.



Popular combinations

	UNITS	FK06	MK04	MK06	MK08	PK08	PK10	SK06	UK04	UK08
Individual external frame sizes (w×h) cm		66×118	78×98	78×118	78×140	94×140	94×160	114×118	134×98	134×140

Roof window example

GGU 0070	3	469	439	496	548	641	676	658	632	768
----------	---	-----	-----	-----	-----	-----	-----	-----	-----	-----

Flashing for 18mm frame distance

EBW 4031B*	For profiled roofing material up to 120mm	1	818	814	863	916	-	-	-	-
EBL 4031B*	For slate up to 8mm thick	1	818	814	863	916	-	-	-	-

Flashing for 100mm frame distance

EKW 4031E2*	For profiled roofing material up to 120mm	1	843	829	880	935	-	-	-	-	
EKL 4031E2*	For slate up to 8mm thick	1	843	829	880	935	-	-	-	-	
EKW 3031E2**	For profiled roofing material up to 120mm	1	-	-	-	-	802	837	770	769	868
EKL 3031E2**	For slate up to 8mm thick	1	-	-	-	-	802	837	770	769	868

Total price example

Roof windows, flashings and installation products	4	2,225	2,131	2,351	2,560	2,725	2,865	2,744	2,665	3,172
---	---	-------	-------	-------	-------	-------	-------	-------	-------	-------

* Includes installation products (BDX 2000, bearing beams and cover plates).

** Includes installation products (BDX 2000 and cover plates).

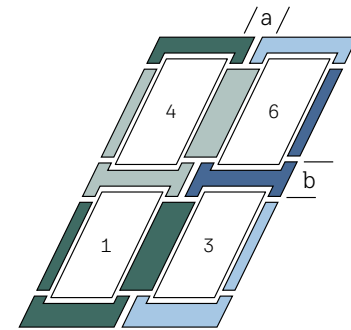
All prices in GBP (£)
Find all flashing types, sizes and prices at velux.co.uk



Roof pitch



Combination elements



For combination and frame distance see page 88.

Fully customisable

- Available in centre-pivot and top-hung variants.
- Choose from a wide range of sizes.
- Available in white maintenance-free and white painted finishes.

Blinds and shutters

- Consider interior blinds for light control, and anti-heat blinds or shutters for added heat protection.

Read more on page 121.

Intelligent home control

Combine your VELUX solar and electric products with our intelligent home control solutions for multiple operation, scheduling and automation.

Read more on page 154.

Flashing

- For further flashing information read more on page 81.

Transform with daylight

- The Quattro combination is recommended for large rooms.



Quattro

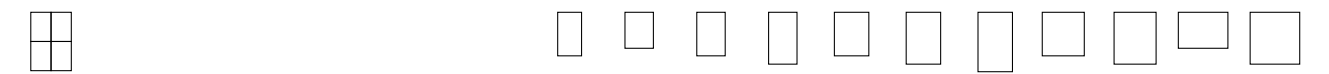
Double-height expansive view

The VELUX Quattro combination takes the traditional side-by-side installation and doubles it for even more daylight and fantastic floor-to-ceiling views. This four-window solution creates a dramatic centrepiece, increasing the amount of daylight and the feeling of spaciousness in your room.

- Floor-to-ceiling views and more daylight.
- Increases the feeling of spaciousness.

Popular combinations

	UNITS	FK06	MK04	MK06	MK08	PK06	PK08	PK10	SK06	SK08	UK04	UK08
Individual external frame sizes (w×h) cm		66×118	78×98	78×118	78×140	94×118	94×140	94×160	114×118	114×140	134×98	134×140



Roof window example

GGU 0070	4	469	439	496	548	548	641	676	658	698	632	768
----------	---	-----	-----	-----	-----	-----	-----	-----	-----	-----	-----	-----

Flashing for 100mm frame distance

EKW S0229 for profiled roofing material up to 120mm	1	595	595	626	668	708	746	768	739	786	786	846
EKL S0225 for slate up to 8mm thick	1	595	595	626	668	708	746	768	739	786	786	846

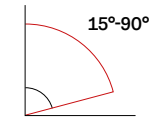
Total price example

Roof windows and flashings	5	2,471	2,351	2,610	2,860	2,900	3,310	3,472	3,371	3,578	3,314	3,918
----------------------------	---	-------	-------	-------	-------	-------	-------	-------	-------	-------	-------	-------

All prices in GBP (£)
Find all flashing types, sizes and prices at velux.co.uk

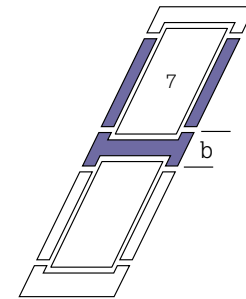


Roof pitch



EKW 15° - 90°
EKL 15° - 90°

Combination elements



For combination and frame distance see page 92.

Fully customisable


- Available in centre-pivot and top-hung variants.
- Choose from a wide range of sizes.
- Available in white maintenance-free and white painted finishes.

Blinds and shutters

- Consider interior blinds for light control, and anti-heat blinds or shutters for added heat protection.

Read more on page 121.

Intelligent home control

 Combine your VELUX solar and electric products with our intelligent home control solutions for multiple operation, scheduling and automation.

Read more on page 154.

Flashing

- For further flashing information read more on page 81.

Transform with daylight

- The Duo combination is recommended for narrow spaces like staircases.

Duo













Ideal for narrow rooms

For narrow spaces, such as above stairs, a Duo combination of two VELUX roof windows draws more daylight deep into the room. By adding an additional roof window, you can enhance the feeling of spaciousness, maximise natural light and create an architectural feature in otherwise dark and overlooked spaces.

- Enhanced views and more daylight.
- Increases the feeling of spaciousness.



Popular combinations

	UNITS	FK06	MK04	MK06	MK08	PK06	PK08	PK10	SK06	SK08	UK04	UK08
Individual external frame sizes (w×h) cm		66×118	78×98	78×118	78×140	94×118	94×140	94×160	114×118	114×140	134×98	134×140
												

Roof window example

GGU 0070	2	469	439	496	548	548	641	676	658	698	632	768
----------	---	-----	-----	-----	-----	-----	-----	-----	-----	-----	-----	-----

Flashing

EKW S00W02 for profiled roofing material up to 120mm	1	280	280	294	313	329	347	357	344	365	363	390
EKL S00L02 for slate up to 8mm thick	1	280	280	294	313	329	347	357	344	365	363	390

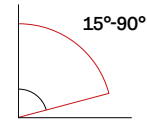
Total price example

Roof windows, flashings and installation products	3	1,218	1,158	1,286	1,409	1,425	1,629	1,709	1,660	1,761	1,627	1,926
---	---	-------	-------	-------	-------	-------	-------	-------	-------	-------	-------	-------

All prices in GBP (£)
Find all flashing types, sizes and prices at velux.co.uk



Roof pitch



Glazing options

	Double glazing --70	Triple glazing --68	Triple glazing --66
Rain noise reduction	✓	✓	✓
Safety lamination	✓	✓	✓
Toughened glass	✓	✓	✓
UV filter	✓	✓	✓
Easy-to-clean			✓
Anti-dew			✓
Thermal transmittance of glazing (U _g -value)	1.0	0.7	0.6

Read more about glazing specifications on page 166.

Blinds and shutters

- Consider interior blinds for light control, and anti-heat blinds or shutters for added heat protection.

Read more on page 121.

Sloping and fixed

A sleek solution to increase your view: GIU and GIL

Extend your views with a fixed roof window element that blends seamlessly with the roof window. The window element fills the sloping space between the floor and the bottom of the roof window to provide more expansive views and more natural daylight.

This is the ideal choice if you want to maximise your roof window area.

- Slim connection.
- Daylight extension.
- Suitable for all rooms.

Transform with daylight

- This solution is recommended where you want floor-to-ceiling daylight. Combine two or three sloping extensions for even more effect.

External frame sizes (w×h) cm	U _w -VALUE W/m ² K	FK34 66×92	MK34 78×92	PK34 94×92	SK34 114×92	UK34 134×92
-------------------------------	---	---------------	---------------	---------------	----------------	----------------



White maintenance-free

GIU 0070	1.3	550	602	695	799	834
GIU 0068	1.1	688	753	869	999	1,042
GIU 0066	1.0	803	879	1,015	1,167	1,218

White painted

GIL 2070	1.3	-	566	618	710	741
GIL 2068	1.1	-	669	772	888	927
GIL 2066	1.0	-	782	902	1,037	1,082

All prices in GBP (£)
Find all types, sizes and prices at velux.co.uk



Popular combinations

External frame sizes (w×h) cm	UNITS	FK06 66×118	MK04 78×98	MK06 78×118	MK08 78×140	PK06 94×118	PK08 94×140	PK10 94×160	SK06 114×118	SK08 114×140	UK04 134×98	UK08 134×140
-------------------------------	-------	----------------	---------------	----------------	----------------	----------------	----------------	----------------	-----------------	-----------------	----------------	-----------------

Upper element, roof window example

GGU 0070	1	469	439	496	548	548	641	676	658	698	632	768
----------	---	-----	-----	-----	-----	-----	-----	-----	-----	-----	-----	-----

Pro+ flashing set including Insulation collar (BDX) and Underfelt collar (BFX)

EDW 2000	For profiled roofing material up to 120mm	1	112	112	117	124	129	136	140	135	143	141	151
EDL 2000	For slate up to 8mm thick	1	112	112	117	124	129	136	140	135	143	141	151

External frame sizes (w×h) cm	UNITS	FK34 66×92	MK34 78×92	PK34 94×92	SK34 114×92	UK34 134×92
-------------------------------	-------	---------------	---------------	---------------	----------------	----------------

Lower fixed element example

GIU 0070	1	550	602	695	799	834
----------	---	-----	-----	-----	-----	-----

Flashing for lower fixed element

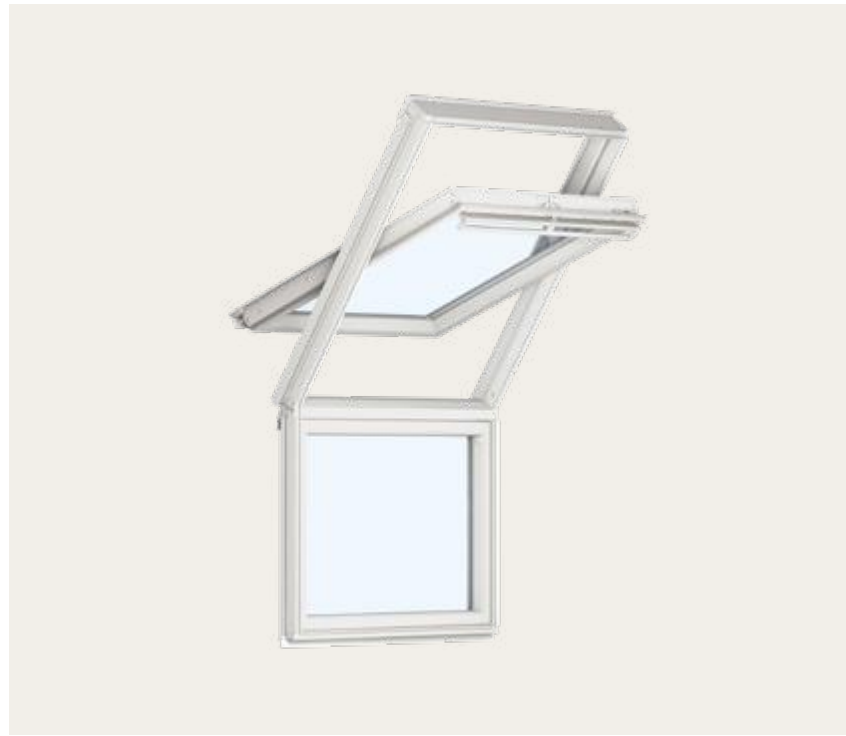
		UNITS	FK34 66×92	MK34 78×92	PK34 94×92	SK34 114×92	UK34 134×92
ETW WK34 2000*	For profiled roofing material up to 120mm	1	-	-	78	-	-
ETL WK34 2000*	For slate up to 8mm thick	1	-	-	78	-	-

Total price example

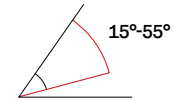
Roof window (GGU 0070+GIU 0070), flashing (EDW 2000+ETW 2000)	4	1,209	1,231	1,293	1,352	1,450	1,550	1,589	1,670	1,718	1,685	1,831
---	---	-------	-------	-------	-------	-------	-------	-------	-------	-------	-------	-------

* Pro+ flashing set includes Insulation collar (BDX) and Underfelt collar (BFX).

All prices in GBP (£)
Find all sizes and prices at velux.co.uk



Roof pitch



Glazing options


	Double glazing --70	Triple glazing --68	Triple glazing --66
Rain noise reduction	✓	✓	✓
Safety lamination	✓	✓	✓
Toughened glass	✓	✓	✓
UV filter	✓	✓	✓
Easy-to-clean			✓
Anti-dew			✓

Thermal transmittance of glazing (U_g-value) 1.0 0.7 0.6

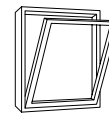
Read more about glazing specifications on page 166.

Details

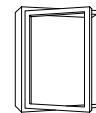
Fixed element VIU



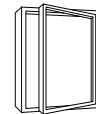
Bottom-hung opening inwards VFE



Tilt and turn inwards to the left VFA



Tilt and turn inwards to the right VFB



Sloping and vertical

Vertical façade extension for increased view: VIU, VFE, VFA and VFB

Extend your view with a fixed or openable, vertical roof window element. The additional window element fills the vertical space between the floor and the bottom of the roof window to provide a more expansive view and more natural daylight.

This is the ideal choice if you have a one and a half-storey home and want to maximise your roof window area.

- Extra façade view and daylight.
- Fixed or opening roof window elements.

External frame sizes (w×h) cm	U _w -VALUE W/m ² K	MK35 78×95	PK35 94×95	SK35 114×95	UK35 134×95
-------------------------------	---	---------------	---------------	----------------	----------------

--	--	--	--	--	--

White polyurethane

VIU 0070	Fixed	1.3	600	704	808	848
VIU 0068	Fixed	1.1	750	880	1,010	1,061
VIU 0066	Fixed	1.0	876	1,028	1,180	1,239

White painted

VFE 2070	Bottom-hung opening inwards	1.3	600	704	808	848
VFE 2068	Bottom-hung opening inwards	1.1	750	880	1,010	1,061
VFE 2066	Bottom-hung opening inwards	1.0	876	1,028	1,180	1,239
VFA/VFB 2070	Tilt and turn inwards to the left/right	1.3	692	771	885	-
VFA/VFB 2068	Tilt and turn inwards to the left/right	1.1	821	963	1,106	-
VFA/VFB 2066	Tilt and turn inwards to the left/right	1.0	959	1,125	1,291	-

All prices in GBP (£)
Find all sizes and prices at velux.co.uk



Popular combinations

External frame sizes (w×h) cm	UNITS	MK04 78×98	MK06 78×118	MK08 78×140	PK06 94×118	PK10 94×160	SK06 114×118	SK08 114×140	UK08 134×140

Upper element, roof window example

GGU 0070	1	439	496	548	548	676	658	698	768
----------	---	-----	-----	-----	-----	-----	-----	-----	-----

Flashing

EFL 0012	For profiled roofing material up to 120mm	1	151	158	169	179	194	187	199	214
EFL 0012	For slate up to 8mm thick	1	151	158	169	179	194	187	199	214

Installation products

BDX 2000	(Including BFX)	1	44	46	48	48	52	50	52	54
----------	-----------------	---	----	----	----	----	----	----	----	----

External frame sizes (w×h) cm	UNITS	MK35 78×95	PK35 94×95	SK35 114×95	UK35 134×95
-------------------------------	-------	---------------	---------------	----------------	----------------

Vertical extension, roof window example

VIU 0070	Fixed	1	600	704	808	848
----------	-------	---	-----	-----	-----	-----

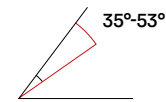
Total price example

Roof Window (GGU 0070 + VIU 0070), flashing (EDW 2000 + ETW 2000)	4	1,234	1,300	1,365	1,479	1,626	1,703	1,757	1,884
---	---	-------	-------	-------	-------	-------	-------	-------	-------

All prices in GBP (£)
Find all flashing types, sizes and prices at velux.co.uk



Roof pitch



Interior finish options



White painted
High quality natural pine treated with a water-based white paint for a discreet wood grain look

Glazing options

	Triple glazing --66
Rain noise reduction	✓
Safety lamination	✓
Toughened glass	✓
UV filter	✓
Easy-to-clean	✓
Anti-dew	✓

Thermal transmittance of glazing (U_g -value) 0.6-0.7

Read more about glazing specifications on page 166.

Blinds and shutters

- Consider interior blinds for light control, and anti-heat blinds or shutters for added heat protection.

Read more on page 121.



Roof balcony

From roof window to a balcony experience: GDL

Transform your home and welcome in the outdoors by simply opening your VELUX Roof balcony. The innovative balcony opens in seconds to give your home more space, daylight and fresh air. Consisting of a top-hung roof window and a bottom section that unfolds into a glazed balcony with elegant side banister railings, it's a balcony experience like no other.

- Enjoy extra space in the room.
- Top element opens 45° outwards giving you extra headroom and beautiful panoramic views.
- Transforms from a roof window into a balcony in seconds.
- Side banister railings for extra safety.
- Energy-efficient triple glazing is featured as standard.
- Double package consists of one roof balcony and one top-hung upper and fixed lower element.



External frame sizes (w×h) cm	U_w -VALUE W/m ² K	MK19	MK19	PK19	PK19	SK19	SK19
		78×252	166×252	94×252	198×252	114×252	238×252

White painted

GDL S10L02*	Including flashings for slate up to 8mm thick	1.2	2,866	-	3,080	-	3,288	-
GDL S10W02*	Including flashings for profiled roofing material up to 120mm in profile	1.2	2,866	-	3,080	-	3,288	-
GDL SK0L225	Including 1 x GPL & 1 x GIL and flashings for slate up to 8mm thick	1.2	-	5,366	-	5,755	-	6,239
GDL SK0W225	Including 1 x GPL & 1 x GIL and flashings for profiled roofing material up to 120mm in profile	1.2	-	5,366	-	5,755	-	6,239

* Includes installation products (BDX 2000).

All prices in GBP (£)
Find all sizes and prices at velux.co.uk

  Rain sensor integrated in the solar cell module

Now with 5+5 years extended guarantee*



Free App Control gateway now included. Claim yours through the VELUX ACTIVE app. Learn more at velux.co.uk/freeapp

2in1 solar centre-pivot

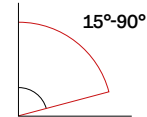
Two roof windows in one frame: GGLS

The solar-powered 2in1 offers you the added convenience of remote control with the benefit of more daylight. Operate the openable sash with the wireless Wall Switch for ultimate convenience. The roof window's single frame design and solar-powered motor ensure an easy installation with no additional wiring needed.

- One frame for easy installation.
- Automatic rain sensor that closes the roof window when it rains.
- Battery charges even in cloudy weather.
- Slim profiles for more daylight and a better view.
- One openable and one fixed sash.
- Symmetric and asymmetric sizes for your design preference.
- Basic Wall Switch included, see page 24.

* Read more on page 12.







Roof pitch



Interior finish options



White painted
High quality natural pine treated with a water-based white paint for a discreet wood grain look

Glazing options	Double glazing --70	Triple glazing --66
 Rain noise reduction	✓	✓
 Safety lamination	✓	✓
 Toughened glass	✓	✓
 UV filter	✓	✓
 Easy-to-clean		✓
 Anti-dew		✓
Thermal transmittance of glazing (U_g -value)	1.0	0.6


Read more about glazing specifications on page 166.


Blinds and shutters

- Consider interior blinds for light control, and anti-heat blinds or shutters for added heat protection.

Read more on page 121.

Intelligent home control

 Combine your VELUX solar-powered product with our intelligent home control solutions for multiple product operation, scheduling and automation.

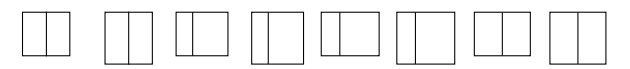
 Free App Control included. Read more at velux.co.uk/freeapp



Transform with 2in1

- 2in1 roof windows are the easiest way to achieve the right amount of daylight for impactful transformations in smaller or medium-sized rooms.



External frame sizes (w×h) cm	U _w -VALUE	FFK06	FFK08	FMK06	FMK08	FPK06	FPK08	MMK06	MMK08
	W/m ² K	127×118	127×140	139×118	139×140	155×118	155×140	151×118	151×140



White painted										
GGLS 207030	 2in1 solar. Double glazed	1.3	1,141	1,214	1,166	1,231	1,231	1,304	1,190	1,247
GGLS 206630	 2in1 solar. Triple glazed	1.0	1,494	1,601	1,529	1,624	1,624	1,731	1,565	1,648

Flashing										
EDWS 2000	For profiled roofing material up to 120mm	184	199	205	220	242	259	216	229	
EDLS 2000	For slate up to 8mm thick	184	199	205	220	242	259	216	229	

Standard flashing includes Insulation collar (BDX) and Underfelt collar (BFX).

All prices in GBP (£)
Find all sizes and prices at velux.co.uk



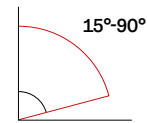
2in1 manual centre-pivot

Two roof windows in one frame: GGLS

The 2in1 centre-pivot roof window combines one, operable sash with one fixed sash for more daylight and a dazzling view. Its slim profile increase the amount of light entering the room. What's more, its single frame makes the installation of the 2in1 as simple as fitting just one VELUX roof window and is more affordable than two single roof windows of comparable size.

- Slim profile for more daylight and a better view.
- One frame for easy installation.
- Symmetric and asymmetric sizes for your design preference.
- Most affordable way to double your daylight.

Roof pitch



Interior finish options



White painted
High quality natural pine treated with a water-based white paint for a discreet wood grain look

Glazing options	Double glazing --70	Triple glazing --66
Rain noise reduction	✓	✓
Safety lamination	✓	✓
Toughened glass	✓	✓
UV filter	✓	✓
Easy-to-clean		✓
Anti-dew		✓
Thermal transmittance of glazing (U_g -value)	1.0	0.6

Read more about glazing specifications on page 166.

Blinds and shutters

- Consider interior blinds for light control, and awning blinds or shutters for heat protection and blackout.

Read more on page 121.

Out-of-reach

- Consider the 2in1 solar roof window for remote-controlled operation of your roof windows if placed out-of-reach.

Read more on page 62.

Transform with 2in1

- 2in1 roof windows are the easiest way to achieve the right amount of daylight for impactful transformations in smaller or medium-sized rooms.



External frame sizes (w×h) cm	U _w -VALUE	FFK06	FFK08	FMK06	FMK08	FPK06	FPK08	MMK06	MMK08
	W/m ² K	127×118	127×140	139×118	139×140	155×118	155×140	151×118	151×140



White painted

GGLS 2070	2in1 manual centre-pivot. Double glazed	1.3	766	839	791	856	856	929	815	872
GGLS 2066	2in1 manual centre-pivot. Triple glazed	1.0	1,119	1,226	1,154	1,249	1,249	1,356	1,190	1,273

Flashing

EDWS 2000	For profiled roofing material up to 120mm		184	199	205	220	242	259	216	229
EDLS 2000	For slate up to 8mm thick		184	199	205	220	242	259	216	229

Standard flashing includes Insulation collar (BDX) and Underfelt collar (BFX).

All prices in GBP (£)
Find all sizes and prices at velux.co.uk



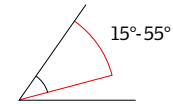
2in1 manual top-hung

Two roof windows in one frame: GPLS

Transform your room with the 2in1 top-hung roof window for a sensational balcony-like feeling and twice as much daylight. Open the left sash up to 45° and enjoy the uninterrupted view to the outside. Because of its single-frame design, the 2in1 roof window can be installed more easily and is more affordable than two single roof windows of comparable size.

- Opens for an uninterrupted view.
- Slim profiles for more daylight and view.
- One frame for easy installation.
- Symmetric and asymmetric sizes for your design preference.
- One openable and one fixed sash.

Roof pitch



Interior finish options



White painted
High quality natural pine treated with a water-based white paint for a discreet wood grain look

Glazing options	Double glazing --70	Triple glazing --66
Rain noise reduction	✓	✓
Safety lamination	✓	✓
Toughened glass	✓	✓
UV filter	✓	✓
Easy-to-clean		✓
Anti-dew		✓
Thermal transmittance of glazing (U_g -value)	1.0	0.6

Read more about glazing specifications on page 166.

Blinds and shutters

- Consider interior blinds for light control, and awning blinds or shutters for heat protection and blackout.

Read more on page 121.

Transform with 2in1

- 2in1 roof windows are the easiest way to achieve the right amount of daylight for impactful transformations in smaller or medium-sized rooms.



External frame sizes (w×h) cm	U _w -VALUE	FFK06	FFK08	FMK06	FMK08	FPK06	FPK08	MMK06	MMK08
	W/m ² K	127×118	127×140	139×118	139×140	155×118	155×140	151×118	151×140



White painted



GPLS 2070	2in1 top-hung, Double glazed	1.3	943	1,016	968	1,033	1,033	1,106	992	1,049
GPLS 2066	2in1 top-hung, Triple glazed	1.1	1,296	1,403	1,331	1,426	1,426	1,533	1,367	1,450

Flashing

EDWS 2000	For profiled roofing material up to 120mm	184	199	205	220	242	259	216	229
EDLS 2000	For slate up to 8mm thick	184	199	205	220	242	259	216	229

Standard flashing includes Insulation collar (BDX) and Underfelt collar (BFX).

All prices in GBP (£)
Find all sizes and prices at velux.co.uk

  Rain sensor integrated in the solar cell module

Now with 5+5 years extended guarantee*



Free App Control gateway now included. Claim yours through the VELUX ACTIVE app. Learn more at velux.co.uk/freeapp

3in1 solar centre-pivot

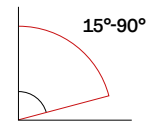
Three roof windows in one frame: GGLS

The 3in1 solar roof window gives full flexibility for ultimate control and convenience. Control the two openable sashes, each blind and heat protection product manually, remotely or with a VELUX Intelligent home control system.

- Solar powered with no additional wiring needed for installation.
- Basic Wall Switch included, see page 24.
- Integrated rain sensor for automatic closing.
- Provides the feeling of more space.
- One frame with multiple sashes for easy installation.
- Two openable and one fixed sash.

* Read more on page 12.







Roof pitch



Interior finish options



White painted
High quality natural pine treated with a water-based white paint for a discreet wood grain look

Glazing options	Double glazing --70	Triple glazing --66
 Rain noise reduction	✓	✓
 Safety lamination	✓	✓
 Toughened glass	✓	✓
 UV filter	✓	✓
 Easy-to-clean		✓
 Anti-dew		✓
Thermal transmittance of glazing (U_g -value)	1.0	0.6


Read more about glazing specifications on page 166.


Blinds and shutters

- Consider interior blinds for light control, and awning blinds or shutters for heat protection and blackout.

Read more on page 121.

Intelligent home control





 Combine your VELUX solar-powered product with our intelligent home control solutions for multiple product operation, scheduling and automation.

 Free App Control included. Read more at velux.co.uk/freeapp

Transform with 3in1


- 3in1 roof windows are the easiest way to achieve the right amount of daylight for impactful transformations in medium or large-sized rooms.



External frame sizes (w×h) cm		U_w-VALUE	FFKF06	FFKF08
		W/m ² K	188×118	188×140
				
White painted				
GGLS 207030	 3in1 solar. Double glazed	1.3-1.4	1,810	1,907
GGLS 206630	 3in1 solar. Triple glazed	1.0	2,297	2,440
Flashing				
EDWS 2000	For profiled roofing material up to 120mm		270	287
EDLS 2000	For slate up to 8mm thick		270	287

Standard flashing includes Insulation collar (BDX) and Underfelt collar (BFX).

All prices in GBP (£)
Find all sizes and prices at velux.co.uk



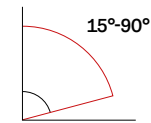
3in1 manual centre-pivot

Three roof windows in one frame: GGLS

With the 3in1 centre-pivot roof window, you can create a stunning focal point in any room. Its slim-frame profile maximises the amount of daylight entering the room. What's more, the single frame makes installation of the three windows as simple as fitting just one VELUX roof window.

- Provides the feeling of more space.
- One frame with multiple sashes for easy installation.
- More cost-effective than purchasing three single roof windows of the same size.
- Compatible with VELUX Heat protection products and blinds.
- Two openable and one fixed sash.

Roof pitch



Interior finish options



White painted
High quality natural pine treated with a water-based white paint for a discreet wood grain look

Glazing options	Double glazing --70	Triple glazing --66
Rain noise reduction	✓	✓
Safety lamination	✓	✓
Toughened glass	✓	✓
UV filter	✓	✓
Easy-to-clean		✓
Anti-dew		✓
Thermal transmittance of glazing (U_g -value)	1.0	0.6

Read more about glazing specifications on page 166.

Blinds and shutters

- Consider interior blinds for light control, and awning blinds or shutters for heat protection and blackout.

Read more on page 121.

Out-of-reach

- Consider the 3in1 solar roof window for remote-controlled operation of your roof windows if placed out-of-reach.

Read more on page 68.

Transform with 3in1

- 3in1 roof windows are the easiest way to achieve the right amount of daylight for impactful transformations in medium or large-sized rooms.



External frame sizes (w×h) cm		U_w-VALUE	FFKF06	FFKF08
		W/m ² K	188×118	188×140
White painted				
GGLS 2070	3in1 manual centre-pivot. Double glazed	1.3-1.4	1,061	1,168
GGLS 2066	3in1 manual centre-pivot. Triple glazed	1.0-1.1	1,547	1,690
Flashing				
EDWS 2000	For profiled roofing material up to 120mm		270	287
EDLS 2000	For slate up to 8mm thick		270	287

Standard flashing includes Insulation collar (BDX) and Underfelt collar (BFX).

All prices in GBP (£)
Find all sizes and prices at velux.co.uk



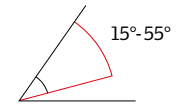
3in1 manual top-hung

Three roof windows in one frame: GPLS

Enjoy the best view with the 3in1 top-hung roof window. The elegant handle at the bottom of the roof window allows it to be opened up to 45° for an extra spacious balcony feeling.

- Opens the room for an uninterrupted view.
- One frame with multiple sashes for easy installation.
- More cost-effective than purchasing three single roof windows of the same size.
- Compatible with VELUX Heat protection products and blinds.
- Two openable and one fixed sash.

Roof pitch



Interior finish options



White painted
High quality natural pine treated with a water-based white paint for a discreet wood grain look

Glazing options

	Double glazing --70	Triple glazing --66
Rain noise reduction	✓	✓
Safety lamination	✓	✓
Toughened glass	✓	✓
UV filter	✓	✓
Easy-to-clean		✓
Anti-dew		✓

Thermal transmittance of glazing (U_g -value)

1.0 0.6

Read more about glazing specifications on page 166.

Blinds and shutters

- Consider interior blinds for light control, and awning blinds or shutters for heat protection and blackout.

Read more on page 121.

Transform with 3in1

- 3in1 roof windows are the easiest way to achieve the right amount of daylight for impactful transformations in medium or large-sized rooms.



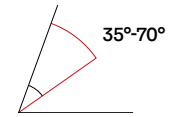
External frame sizes (w×h) cm		U_w-VALUE	FFKF06	FFKF08
		W/m ² K	188×118	188×140
White painted				
GPLS 2070	3in1 top-hung, Double glazed	1.3-1.4	1,414	1,511
GPLS 2066	3in1 top-hung, Triple glazed	1.1-1.2	1,901	2,044
Flashing				
EDWS 2000	For profiled roofing material up to 120mm		270	287
EDLS 2000	For slate up to 8mm thick		270	287

Standard flashing includes Insulation collar (BDX) and Underfelt collar (BFX).



All prices in GBP (£)
Find all sizes and prices at velux.co.uk









Roof pitch



Interior finish options

	Recommended White maintenance-free The most durable and robust finish that is completely maintenance-free
	White painted High quality natural pine treated with a water-based white paint for a discreet wood grain look

Glazing options

	Double glazing	--70
	Rain noise reduction	✓
	Safety lamination	✓
	Toughened glass	✓
	UV filter	✓
	Easy-to-clean	
	Anti-dew	

Thermal transmittance of glazing (U_g-value) 1.0

Read more about glazing specifications on page 166.

Blinds and shutters

- Consider interior blinds for light control, and anti-heat blinds or shutters for added heat protection.

Read more on page 121.

Dormer

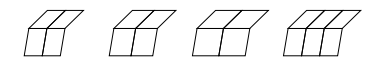
More space and up to three times more daylight

The ultimate dormer solution and the best alternative to a traditional dormer. The VELUX Dormer roof window system gives you more space in your loft and up to three times more daylight.

- Increases headroom and usable space while boosting natural light in the room.
- Up to three times more daylight.
- Low-maintenance exterior.
- Can be combined with solar, electric or manual roof windows.



External frame sizes (w×h) cm	MK06 DUO 168×267	PK06 DUO 200×267	SK06 DUO 240×267	MK06 TRIPLE 248×267
-------------------------------	----------------------------	----------------------------	----------------------------	-------------------------------



Package including roof windows*

GGL SB0W22101	Dormer roof window system duo including 4x GGL 2070 roof windows	4,773	5,008	5,530	-
GGL SB0W32101	Dormer roof window system triple including 6x GGL 2070 roof windows	-	-	-	5,959
GGU SB0W22101	Dormer roof window system duo including 2x GPU 0070 and 2x GGU 0070	5,347	5,602	6,176	-
GGU SB0W32101	Dormer roof window system triple including 3x GPU 0070 and 3x GGU 0070	-	-	-	6,820

Flashing + base unit (excluding roof windows)

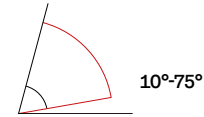
EBW 2022BK	Dormer roof window system duo (flashing + base unit)	3,009	3,056	3,190	-
EBW 2032BK	Dormer roof window system triple (flashing + base unit)	-	-	-	3,313

* All packages are also available with other glazing. These flashings for dormers include BFX/BDX.

All prices in GBP (£)
Find all flashing types, sizes and prices at velux.co.uk



Roof pitch



Interior finish options

	Recommended White maintenance-free The most durable and robust finish that is completely maintenance-free
	White painted High quality natural pine treated with a water-based white paint for a discreet wood grain look

Glazing options

	Double glazing --70
	Rain noise reduction ✓
	Safety lamination ✓
	Toughened glass ✓
	UV filter ✓
	Easy-to-clean
	Anti-dew

Thermal transmittance of glazing (U_g-value) 1.0

Read more about glazing specifications on page 166.

Blinds and shutters

- Consider interior blinds for light control, and anti-heat blinds or shutters for added heat protection.

Read more on page 121.

Mini dormer

Extra space in a compact solution

The clever mini dormer design places VELUX roof windows at a steeper angle in the roof compared to the roof pitch. This allows much more daylight to enter than with a single traditional dormer window. The Mini dormer comes in various options for 1, 2 or 3 roof windows side by side and can be installed quickly and easily from the inside.

- Extra space in a compact solution.
- More daylight through the sloping roof windows.
- Low-maintenance exterior.
- Can be combined with solar, electric or manual roof windows.



External frame sizes (w×h) cm	MK04	MK06	MK08	MK10	PK06	PK08	PK10	SK06	SK08	UK04	UK08
	78×98	78×118	78×140	78×160	94×118	94×140	94×160	114×118	114×140	134×98	134×140

Package including roof windows*

		MK04	MK06	MK08	MK10	PK06	PK08	PK10	SK06	SK08	UK04	UK08
GGL SA0W11101	Dormer roof window basic single including 1x GGL 2070 centre-pivot roof window	1,475	1,613	1,779	1,911	1,779	1,958	2,033	1,930	2,052	1,994	2,256
GGL SA0W21101	Dormer roof window basic duo including 2x GGL 2070 centre-pivot roof windows	3,525	3,847	4,243	4,536	4,243	4,652	4,825	4,574	4,863	4,747	5,346
GGL SA0W31101	Dormer roof window basic triple including 3x GGL 2070 centre-pivot roof windows	5,510	6,010	6,629	7,080	-	-	-	-	-	-	-
GPU SA0W11101	Dormer roof window basic single including 1x GPU 0070 top-hung roof window	1,701	1,845	2,016	2,158	2,016	2,207	2,285	2,180	2,307	-	2,518
GPU SA0W21101	Dormer roof window basic duo including 2x GPU 0070 top-hung roof windows	3,977	4,311	4,717	5,030	4,717	5,150	5,329	5,074	5,373	-	5,870
GPU SA0W31101	Dormer roof window basic triple including 3x GPU 0070 top-hung roof windows	6,188	6,706	7,340	7,821	-	-	-	-	-	-	-

Flashing + base unit (excluding roof windows)

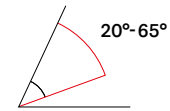
		MK04	MK06	MK08	MK10	PK06	PK08	PK10	SK06	SK08	UK04	UK08
EAW 6000	Dormer roof window basic single (flashing + base unit)	1,085	1,172	1,291	1,345	1,291	1,389	1,432	1,345	1,432	1,432	1,573
EAW 6021E	Dormer roof window basic duo (flashing + base unit)	2,745	2,965	3,267	3,404	3,267	3,514	3,623	3,404	3,623	3,623	3,980
EAW 6031E	Dormer roof window basic triple (flashing + base unit)	4,340	4,687	5,165	5,382	-	-	-	-	-	-	-

* All packages are also available with other glazing.

All prices in GBP (£)
Find all flashing types, sizes and prices at velux.co.uk



Roof pitch



Glazing options

☁ Rain noise reduction	--00	--59
🛡 Safety lamination		
🔪 Toughened glass		✓
☀ UV filter		
🧽 Easy-to-clean		
💧 Anti-dew		

Cold room

Cold room windows: GVK, GVT

The VELUX Cold room roof window is designed for use in uninhabited rooms where easy access to the roof and regular ventilation is needed. Side-hung, it opens to the left or right depending on your preference. The roof window is made from maintenance-free aluminium and polyurethane and comes with integrated flashing.

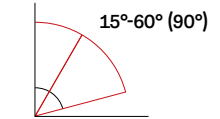
- Three ventilation positions for constant low-level air flow.
- Patented opening restrictor securely holds the roof window open at 90°.
- Safe roof access using the moulded tread with grooves (GVT).
- Extruded aluminium sash for a maintenance-free roof window.

External frame sizes (w×h) cm		103	
		46×61	54×83
		☐	☐
Black polyurethane			
GVK 0000Z	Side-hung	183	-
GVT 0059Z	Side-hung	-	249

All prices in GBP (£)
Find all sizes and prices at velux.co.uk



Roof pitch



For geometric smoke ventilation, system is certified to EN ISO12101-2 for roof pitches between 15-90°. For aerodynamic smoke ventilation, system is certified to EN ISO12101-2 for roof pitches between 15-60°

Interior finish options



Recommended
White maintenance-free
The most durable and robust finish that is completely maintenance-free

Glazing options

	Double glazing --70	Triple glazing --66
☁ Rain noise reduction	✓	✓
🛡 Safety lamination	✓	✓
🔪 Toughened glass	✓	✓
☀ UV filter	✓	✓
🧽 Easy-to-clean		✓
💧 Anti-dew		✓

Thermal transmittance of glazing (U_g-value) 1.0 0.6

Read more about glazing specifications on page 166.

Smoke ventilation roof window

Electric smoke ventilation roof windows: GGU

A VELUX Smoke ventilation roof window is designed to quickly release smoke and excess heat. The ventilation control system can enable several functions including automatic opening. It can also be opened to let in fresh air for improved indoor comfort. The Smoke ventilation roof window is extensively tested and compliant with all EU requirements.

- Available for 1m² (SK06 size) or 1.5m² (UK08 size) of smoke-free ventilation area.
- Opens to full fire position in just 60 seconds when smoke ventilation is activated.
- Same exterior design as other VELUX sloped roof windows.
- Tested according to DIN EN 12101-2.
- Compatible with wind deflector KFD to optimise the aerodynamic ventilation areas.

External frame sizes (w×h) cm		U _w -VALUE W/m ² K	SK06 114×118	UK08 134×140
			☐	☐
White maintenance-free				
GGU S40L01	GGU 0070 electric window + flashings for slate up to 8mm thick Supplied with 1 smoke sensor, 1 break glass point and 1 wall control unit (KFX 210)	1.3	2,096	2,222
GGU S40W01	GGU 0070 electric window + flashings for tiles up to 120mm in profile Supplied with 1 smoke sensor, 1 break glass point and 1 wall control unit (KFX 210)	1.0	2,096	2,222

All prices in GBP (£)
Find all sizes and prices at velux.co.uk



A VELUX installation is all about quality and efficiency

Installation and flashings

Flashing sets

Page 83

Flashings for standard installation
Flashings for recessed installation
Flashings for combinations and extensions
Solar integrator
Replacement

Vapour barrier collar

Page 98

Linings

Page 99

High-quality installation products included in the flashing set



Pro+ flashing set
(2000 variant)



Installation products

Insulation collar BDX

- Insulates around the roof window frame, reducing heat loss and eliminating cold bridges.
- Flexible Insulation collar can be compressed for quick installation.
- The combination of rigid and flexible foam ensures a tight, energy-efficient installation to the roof construction.

Underfelt collar BFX

- Ensures a perfect fit and watertight seal between the roof window, battens and the roofing underfelt.
- Easy to fit - simply place on top of the roof window and unfold.
- An adjustable and self-supporting drainage gutter is included in the BFX. This leads the water away from the head of the roof window if there is a leak above.



Flashing sets

Our flashing sets contain everything you need for the best possible installation.

Our flashing sets have been carefully designed to make every step of the installation process as simple as possible. For example, the magnetic screws make mounting easier and the BFX Underfelt collar can simply be unfolded into place.

Even disposal is easy as the packaging no longer contains plastic. You can recycle it all as cardboard waste.

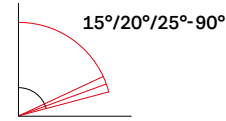
Pro+ flashing set

An upgraded flashing set with added insulation for reduction of heat loss and cold bridges.

- Including Insulation collar BDX.
- Including Underfelt collar BFX and drainage gutter.



Roof pitch



EDW 15°-90°
EDL 15°-90°
EDP 25°-90°
EDT 20°-90°

Colour options



Dark grey
(Standard)

Standard installation height

- Install the brackets at the top and the bottom of the roof window frame, at the red line level.



Standard flashings

The Pro+ (2000) flashing set comes with an Underfelt collar (BFX) for a watertight seal between the roof window, the roof and the Insulation collar (BDX) for heat loss reduction and elimination of cold bridges.

The Pro (1000) flashing set comes with Underfelt collar (BFX) for a watertight seal between the roof window and the roof.

Profiled roofing material EDW

- For profiled roofing material up to 120mm.
- Suitable for interlocking slate, thatch and profiled sheeting.
- Roof pitches from 15°-90°.

Slate EDL

- For slate up to 8mm thick.
- Not for interlocking slate. See EDW for details.
- Roof pitches from 15°-90°.

Plain tiles EDP

- For plain tiles (max length 300mm).
- Maximum thickness of 14mm.
- Roof pitches from 25°-90°.

Flat tiles EDT

- For flat tiles 15-40mm thick.
- Designed for a neater finish.
- Roof pitches from 20°-90°.



EDW



EDL



EDP



EDT

External frame sizes (w×h) cm	CK02	CK04	CK06	FK06	MK04	MK06	MK08	PK06	PK08	PK10	SK06	SK08	UK04	UK08
	55×78	55×98	55×118	66×118	78×98	78×118	78×140	94×118	94×140	94×160	114×118	114×140	134×98	134×140

Pro+ flashing set including Insulation collar (BDX) and Underfelt collar (BFX)

EDW 2000	98	101	105	112	112	117	124	129	136	140	135	143	141	151
EDL 2000	98	101	105	112	112	117	124	129	136	140	135	143	141	151
EDT 2000	128	131	137	147	147	155	165	175	184	190	183	194	194	209
EDP 2000	98	101	105	112	112	117	124	129	136	140	135	143	141	151

External frame sizes (w×h) cm	CK02	CK04	CK06
	55×78	55×98	55×118

Pro flashing set including Underfelt collar (BFX)

EDW 1000	89	91	95
EDL 1000	89	91	95
EDT 1000	111	114	119
EDP 1000	89	91	95

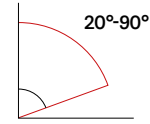
The 1000 variant containing Underfelt collar (BFX) is available in sizes CK-. Suitable for rafter openings where there is insufficient tolerance for the Insulation collar (BDX).

All prices in GBP (£). Find all flashing types, sizes and prices at velux.co.uk




EDN

Roof pitch



Colour options



Dark grey (Standard)

Recessed installation height

- Recessed flashings provide a sleek and streamlined finish as the roof window is installed 40mm deeper into the roof structure, meaning that less of the window protrudes above the roofline.



- Install the brackets at the sides of the roof window frame, at the blue line level.



EDJ



Recessed flashings

The Pro+ (2000) flashing set comes with an Underfelt collar (BFX) for a watertight seal between the roof window, the roof and the Insulation collar (BDX) for heat loss reduction and elimination of cold bridges.

Slate EDN

- For slate up to 8mm thick.
- Not for interlocking slate.
- Roof pitches from 20°-90°.

The Pro (1000) flashing set comes with Underfelt collar (BFX) for a watertight seal between the roof window and the roof.

Flat or profiled roofing material EDJ

- For flat or profiled roofing material up to 90mm in profile.
- Roof pitches from 20°-90°.

External frame sizes (w×h) cm	CK02	CK04	CK06	FK06	MK04	MK06	MK08	PK06	PK08	PK10	SK06	SK08	UK04	UK08
	55×78	55×98	55×118	66×118	78×98	78×118	78×140	94×118	94×140	94×160	114×118	114×140	134×98	134×140

Pro+ flashing set including Insulation collar (BDX) and Underfelt collar (BFX)														
EDN 2000	149	153	170	170	170	178	188	209	204	212	204	215	212	229
EDJ 2000	149	153	160	170	170	178	188	195	204	212	204	215	212	229

External frame sizes (w×h) cm	CK02	CK04	CK06
	55×78	55×98	55×118

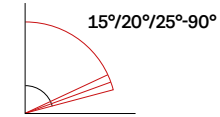
Pro flashing set including Underfelt collar (BFX)			
EDN 1000	120	123	128
EDJ 1000	120	123	128

The 1000 variant containing Underfelt collar (BFX) is available in sizes CK-. Suitable for rafter openings where there is insufficient tolerance for the Insulation collar (BDX).

All prices in GBP (£). Find all flashing types, sizes and prices at velux.co.uk




Roof pitch



EKW 15° - 90°
 EKL 15° - 90°
 EKP 25° - 90°
 EKN 20° - 90°
 EKJ 20° - 90°

Colour options



Dark grey
(Standard)

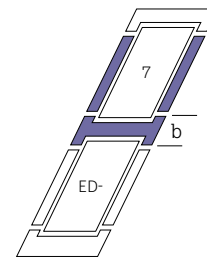
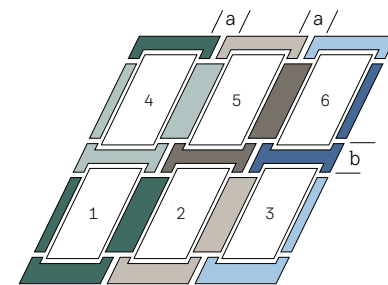
More ways to combine



Classic side-by-side or triple with rafters in between. (2---M or 0---E flashing sets).

Integrated side-by-side or triple without rafters in between. (4-21E or 4-31E flashing sets).

Overview of combination elements



The combination system

If you want to install roof windows in combination, the combination flashing system lets you do so efficiently. The system can be used for combining all main roof window types in your preferred formation.

The system consists of seven elements that enable your chosen combination

For a roof window combination to function together, it is required that:

- Roof windows above each other are the same width.
- Roof windows next to each other are the same height.

a. Frame distance per flashing type

- EKW/EKL: flexibility between 100 - 160mm (M) with the new Adjustable middle gutter.
- EKP/EKN/EKJ: 100mm (E).
- Other frame distances between 60mm to 400mm can be specially ordered.

b. Standard frame distance 100mm (E)

- When installing an exterior shutter, a frame distance of 250mm (J) is needed.



VELUX Pro+ combination flashing set

The new VELUX Pro+ combination flashing set includes made-to-fit and easy-to-install insulation and watertight collars. These components reduce heat loss and cold bridges and provide extra security against water penetration.

This set also features the new VELUX Adjustable middle gutter – our innovative and patented solution that makes roof window combination installations even easier. The middle gutter can be adjusted to widths between 100 - 160mm, ensuring that it always fits to the actual rafter dimensions, giving peace of mind when it's not possible to obtain exact measurements.


Add value to your projects by installing bigger and better solutions to bring more of the outdoors in.

- Everything you need in one order.
- Includes new VELUX Adjustable middle gutter.
- Ensures a watertight seal between the roof windows, battens and the roofing underfelt.
- Reduces heat loss and eliminates cold bridges.
- Ensures perfect installations every time.

All you need in one box*



Flashing



Adjustable between 100 - 160mm



Underfelt collar (BFX)



Insulation collar (BDX)

Launch dates

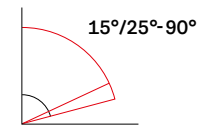
The VELUX Pro+ combination flashing set for standard installation heights (red level) launches in April 2024. The VELUX Pro+ combination flashing set for recessed installation height (blue level) will launch in March 2025. When ordering, look for the letter M at the end of the product code – this means the VELUX Adjustable middle gutter, insulation collars and underfelt collars are included. For example: EKW MK06 2021M for a side-by-side combination. * Contents illustrated for EKW MK06 2021M side-by-side combination.

Flashings for combinations

If you want to use multiple VELUX roof windows in your room, VELUX combination flashings give you the interconnectivity needed for easy installation. They are designed for all combinations of VELUX roof windows and give a watertight installation.

- For multiple VELUX roof windows.
- High-quality watertight installation.
- Maintenance-free exterior.

Roof pitch



EKW 15° - 90°
EKL 15° - 90°
EKP 25° - 90°
EKN 20° - 90°
EKJ 20° - 90°



Integrated side-by-side combination

External frame sizes (w×h) cm	CK02	CK04	CK06	FK06	MK04	MK06	MK08	PK06	PK08	PK10	SK06	SK08	UK04	UK08
	55×78	55×98	55×118	66×118	78×98	78×118	78×140	94×118	94×140	94×160	114×118	114×140	134×98	134×140

Flashing for 18mm frame distance

EBW 4021B* for profiled roofing material up to 120mm	450	460	485	515	511	540	573	593	622	645	610	647	633	685
EBL 4021B* for slate up to 8mm thick	450	460	485	515	511	540	573	593	622	645	610	647	633	685
EBP 4021B* for plain tile up to 28mm (2 x 14mm)	450	460	485	515	511	540	573	-	622	645	610	-	633	685

Flashing for 100mm frame distance**

EKW 4021E2* for profiled roofing material up to 120mm	444	459	485	510	503	532	564	584	614	634	631	666	654	710
EKL 4021E2* for slate up to 8mm thick	444	459	485	510	503	532	564	584	614	634	631	666	654	710
EKP 4021E* for plain tile up to 28mm (2 x 14mm)	438	447	472	501	497	526	558	-	605	627	593	-	615	666
EKJ 4021E* for recessed installation into profiled roofing material up to 120mm	495	505	532	566	562	595	632	653	686	711	674	715	701	759
EKN 4021E* for recessed installation into slate up to 8mm thick	495	505	532	566	562	595	648	653	686	711	674	715	701	759

Classic side-by-side combination

Flashing for 100mm frame distance

EKW 2021M*** for profiled roofing material up to 120mm	226	231	241	259	259	272	290	308	324	334	321	342	342	368
EKL 2021M*** for slate up to 8mm thick	226	231	241	259	259	272	290	308	324	334	321	342	342	368
EKP 0021E for plain tile up to 28mm (2 x 14mm)	165	168	176	189	189	199	212	-	237	244	235	-	250	269
EKJ 0021E for recessed installation into profiled roofing material up to 120mm	222	226	236	254	254	268	286	302	318	328	316	336	336	362
EKN 0021E for recessed installation into slate up to 8mm thick	222	226	236	254	254	268	302	302	318	328	316	336	336	362

For Integrated side-by-side see page 48 for additional information.



Integrated triple combination

External frame sizes (w×h) cm	CK02	CK04	CK06	FK06	MK04	MK06	MK08	PK06	PK08	PK10	SK06	SK08	UK04	UK08
	55×78	55×98	55×118	66×118	78×98	78×118	78×140	94×118	94×140	94×160	114×118	114×140	134×98	134×140

Flashing for 18mm frame distance

EBW 4031B* for profiled roofing material up to 120mm	691	708	749	818	814	863	916	-	-	-	-	-	-	-
EBL 4031B* for slate up to 8mm thick	691	708	749	818	814	863	916	-	-	-	-	-	-	-

Flashing for 100mm frame distance†

EKW 4031E2* for profiled roofing material up to 120mm	707	734	782	843	829	880	935	-	-	-	-	-	-	-
EKL 4031E2* for slate up to 8mm thick	707	734	782	843	829	880	935	-	-	-	-	-	-	-
EKW 3031E2† for profiled roofing material up to 120mm	-	-	-	-	-	-	-	750	802	837	770	829	769	868
EKL 3031E2† for slate up to 8mm thick	-	-	-	-	-	-	-	750	802	837	770	829	769	868

Classic triple combination

Flashing for 100mm frame distance

EKW S0313**** for profiled roofing material up to 120mm	339	346	362	389	389	408	435	462	486	501	482	-	513	552
EKL S0313 **** for slate up to 8mm thick	339	346	362	389	389	408	435	462	486	501	482	-	513	552

* Includes installation products (BDX 2000, bearing beams and cover plate).
** Choose 100mm frame distance if Anti-heat blackout shutters are needed.
*** Includes Adjustable middle gutter and installation products.
**** Includes installation products BDX 2000.
† Includes installation products (BDX 2000 and cover plate).
For Integrated triple see page 50 for additional information.

All prices in GBP (£)
Find all flashing types, sizes and prices at velux.co.uk



Quattro combination

External frame sizes (w×h) cm	CK02	CK04	CK06	FK06	MK04	MK06	MK08	PK06	PK08	PK10	SK06	SK08	UK04	UK08
	55×78	55×98	55×118	66×118	78×98	78×118	78×140	94×118	94×140	94×160	114×118	114×140	134×98	134×140

Flashing for 100mm frame distance

EKW S0229* for profiled roofing material up to 120mm	520	531	555	595	595	626	668	708	746	768	739	786	786	846
EKL S0225* for slate up to 8mm thick	520	531	555	595	595	626	668	708	746	768	739	786	786	846

For Quattro combination see page 52 for additional information.



Duo combination

External frame sizes (w×h) cm	CK02	CK04	CK06	FK06	MK04	MK06	MK08	PK06	PK08	PK10	SK06	SK08	UK04	UK08
	55×78	55×98	55×118	66×118	78×98	78×118	78×140	94×118	94×140	94×160	114×118	114×140	134×98	134×140

Flashing for 100mm frame distance

EKW S00W02* for profiled roofing material up to 120mm	245	251	262	280	280	294	313	329	347	357	344	365	363	390
EKL S00L02* for slate up to 8mm thick	245	251	262	280	280	294	313	329	347	357	344	365	363	390

For Duo combination see page 54 for additional information.
* Includes installation products BDx 2000.

All prices in GBP (£)
Find all flashing types, sizes and prices at velux.co.uk



Sloping and fixed

External frame sizes (w×h) cm	MK04	MK06	MK08	PK06	PK08	PK10	SK06	SK08	UK04	UK08
	78×98	78×118	78×140	94×118	94×140	94×160	114×118	114×140	134×98	134×140

Flashing for upper element

EDW 2000* for profiled roofing material up to 120mm	112	117	124	129	136	140	135	143	141	151
EDL 2000* for slate up to 8mm thick	112	117	124	129	136	140	135	143	141	151
EDJ 2000* for recessed installation into profiled roofing material up to 90mm	170	178	188	195	204	212	204	215	212	229
EDN 2000* for recessed installation into slate up to 8mm thick	170	178	188	209	204	212	204	215	212	229

Flashing for extension element

	WK34									
ETW 2000* for profiled roofing material up to 120mm	78	78	78	78	78	78	78	78	78	78
ETL 2000* for slate up to 8mm thick	78	78	78	78	78	78	78	78	78	78
ETJ 0000 for recessed installation into profiled roofing material up to 90mm	122	122	122	122	122	122	122	122	122	122
ETN 0000 for recessed installation into slate up to 8mm thick	122	122	122	122	122	122	122	122	122	122

For Sloping and fixed see page 56 for additional information.



Sloping and vertical

External frame sizes (w×h) cm	MK04	MK06	MK08	PK06	PK08	PK10	SK06	SK08	UK04	UK08
	78×98	78×118	78×140	94×118	94×140	94×160	114×118	114×140	134×98	134×140

Flashing

EFW 0012 for profiled roofing material up to 120mm	151	158	169	179	188	194	187	199	199	214
EFL 0012 for slate up to 8mm thick	151	158	169	179	188	194	187	199	199	214
EFJ 0012 for recessed installation into profiled roofing material up to 90mm	258	271	289	307	323	333	320	341	341	366
EFN 0012 for recessed installation into slate up to 8mm thick	258	271	289	307	323	333	320	341	341	366

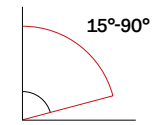
For Sloping and vertical see page 58 for additional information.
* Includes installation products BDx 2000.

All prices in GBP (£)
Find all flashing types, sizes and prices at velux.co.uk




ODL

Roof pitch



Flashing colour options




Black

Grey aluminium

Availability and ordering process

- To ensure the perfect integration of VELUX roof windows into an in-roof solar panel system, you need 4 products: the VELUX roof window (1) and VELUX Solar integrator flashing (2). The connector (3) for the connection to the solar panel system (4) is available from the solar panel provider.



Solar integrator

Flashing for integrating VELUX roof windows into in-roof solar panel systems

This specially developed flashing system provides a simple, fast, safe and seamless connection for VELUX roof windows to a selected number of in-roof solar panel systems from different manufacturers.

As a result, the roof is used to maximum effect for generating solar energy and, at the same time, a comfortable living space is created under the roof.

- Easily integrated with selected solar panel systems.
- 25mm sideways flexibility for perfect positioning.
- Tested to withstand extreme weather conditions.
- The flashing does not cover or block the solar panel ensuring maximum energy generation.

External frame sizes (w×h) cm	MK06	MK08	PK08	SK10
		78×118	78×140	94×140

VELUX Solar integrator flashing

ODL 050001 - Black. For GSE and Viridian solar panel solutions	122	130	145	159
ODL 000001 - Grey. For GSE and Viridian solar panel solutions	122	130	145	159

Compatible with selected solar panel systems.

All prices in GBP (£)
Find all sizes and prices at velux.co.uk

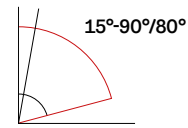


EW



EL

Roof pitch



EW 15°-90°
EL 15°-90°
ELX 15°- 80°

Details

- Minimal disruption as existing lining is retained.
- On most occasions, the work can be carried out from the inside.
- Replacement installation for a single roof window usually takes under a day.
- For flat or profiled roofing material.

For replacing single roof windows installed after April 2001.

Read more about standard flashing options on page 84.

Benefits of replacing your roof window

- Better energy efficiency – modern roof windows have better thermal insulation properties and are up to 115% more energy efficient.
- More light and fresh air – new VELUX roof windows have larger glazed areas and come in white finishes to match modern interiors.
- More choice, more comfort – modernise your roof windows, from improving noise reduction to controlling from your smartphone, there's a solution for every project.



Type signs for old roof windows manufactured before April 2001



Upgrading your old roof windows couldn't be easier with the VELUX Installation Service velux.co.uk/installation

Replacement flashings

VELUX replacement flashings make it easy to replace VELUX roof windows without removing the existing lining. The roof windows are simply replaced in the existing aperture. This lets you enjoy a new roof window without the extra work involved in interior decoration or bathroom retiling.

Profiled roofing material EW

- For replacing a VELUX roof window from before April 2001 while maintaining the original installation level of the roof window.
- For profiled roofing material up to 120mm.

Slate EL

- For replacing a VELUX roof window from before April 2001 while maintaining the original installation level of the roof window.
- EL is a flashing for slate up to 8mm thick.

Flashing adaptor ELX

- The flashing adaptor kit ELX is used for replacing roof window combinations and also in conjunction with standard single flashings like EDW and EDL. However, this is only when replacing an old roof window where the internal finish is not being replaced and the roof window is placed more above the red line than normal.

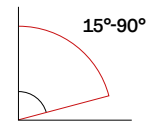
External frame sizes (w×h) cm	CK01	CK02	CK04	FK06	MK04	MK06	MK08	PK08	PK10	SK06	UK04	UK08
	55×70	55×78	55×98	66×118	78×98	78×118	78×140	94×140	94×160	114×118	134×98	134×140
For replacing single roof windows installed before April 2001, window size to be replaced shown in brackets	101 (9)	102	104 (6)	206	304 (1)	306 (14)	308 (2)	408	410 (3)	606 (4)	804 (7)	808 (8)

Replacement flashings		CK01	CK02	CK04	FK06	MK04	MK06	MK08	PK08	PK10	SK06	UK04	UK08
EW 0000	Flashings for profiled roofing material up to 120mm	85	85	87	98	98	103	110	123	126	122	129	139
EL 0000	Flashings for slate up to 8mm thick	85	85	87	98	98	103	110	123	126	122	129	139
ELX 0000	Adaptor flashings for combinations Also for use in conjunction with EDL and EDW	75	75	77	86	86	90	96	108	111	107	114	122

All prices in GBP (£)
Find all flashing types, sizes and prices at velux.co.uk



Roof pitch



Characteristics

- Unique, welded rubber seal gasket fits precisely into the roof window groove.



- Welded and reinforced corners provide extra security against penetration.



Vapour barrier collar

Save time and hassle by using the VELUX Vapour barrier collar that fits perfectly into the groove of the roof window.

The Vapour barrier collar guarantees a secure and airtight solution and prevents condensation from forming in the roof construction.

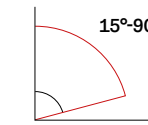
- Fits perfectly to the dimensions of the roof window.
- Pre-fitted rubber seals along all sides guarantee a vapour-tight solution.
- Unique application tool ensures one-step procedure.

External frame sizes (w×h) cm	CK02	CK04	CK06	FK06	MK04	MK06	MK08	PK06	PK08	PK10	SK06	UK04
	55×78	55×98	55×118	66×118	78×98	78×118	78×140	94×118	94×140	94×160	114×118	134×98
Vapour barrier BBX												
BBX 0000	28	29	30	31	31	32	34	34	35	37	36	36

All prices in GBP (£)
Find all sizes and prices at velux.co.uk




Roof pitch




Characteristics

- The white finish provides maximum daylight influx.



- The shape ensures correct warm air circulation that helps preventing condensation.



Lining

If you want a ready-made solution, our prefabricated linings make installation easy, with no need for additional painting or adhesives.

VELUX linings are made in water-resistant and maintenance-free PVC material and fit perfectly with VELUX roof windows.

- Click-on brackets save time and ensure correct installation.
- Design enhances insulation and minimises cold bridges.
- Includes BBX vapour barrier for an airtight seal.

External frame sizes (w×h) cm	CK02	CK04	CK06	FK06	MK04	MK06	MK08	PK08	SK06	UK04
	55×78	55×98	55×118	66×118	78×98	78×118	78×140	94×140	114×118	134×98
White PVC Lining incl. BBX										
LSB 2000 For roof thickness up to 300mm	173	177	180	184	184	188	195	199	201	213
LSC 2000 For roof thickness up to 400mm	214	219	224	228	228	233	242	246	249	265
LSD 2000 For roof thickness up to 500mm	347	354	362	369	369	377	392	400	403	422

All prices in GBP (£)
Find all sizes and prices at velux.co.uk



Flat roof windows

Curved glass – new generation

Page 104

Flat glass – new generation

Page 106

Dome with glazing

Page 110

Dome

Page 114

Special function flat roof windows





Page 116

Vario by VELUX
Bespoke rooflights

Page 118

The full range of flat roof windows

We offer a complete range of flat roof windows to cover all needs. From innovative curved and flat glass rooflights to traditional domes, the VELUX flat roof window portfolio is broad and has something for everyone.

<p>New generation</p>  <p>Curved glass rooflight</p> <p>Top performer with CurveTech</p> <ul style="list-style-type: none"> Maximum daylight area Excellent energy performance State-of-the-art design Excellent sound reduction Clear view and drainage with CurveTech <p>(Price example 100 x 100cm) £1,372</p> <p>See more page 104 →</p>	<p>New generation</p>  <p>Flat glass rooflight</p> <p>Daylight, design and aesthetics</p> <ul style="list-style-type: none"> Maximum daylight area Excellent energy performance State-of-the-art design Excellent sound reduction <p>(Price example 100 x 100cm) £1,150</p> <p>See more page 106 →</p>	 <p>Dome with glazing</p> <p>Advanced dome solution</p> <ul style="list-style-type: none"> Good daylight area Good energy performance Classic design Good sound reduction <p>(Price example 100 x 100cm) £849</p> <p>See more page 110 →</p>	 <p>Dome</p> <p>Without glazing. For uninhabited rooms and buildings</p> <ul style="list-style-type: none"> Basic daylight area Basic energy performance <p>(Price example 100 x 100cm) £611</p> <p>See more page 114 →</p>
---	--	---	---

Bespoke solution

- If you are looking for a bespoke solution, check out Vario by VELUX on page 118.



Specifications for flat roof windows

	New generation	New generation		
	Curved glass rooflight	Flat glass rooflight	Dome with glazing	Dome
Application areas 🏠	• Habitable rooms	• Habitable rooms	• Habitable rooms	• Uninhabited rooms and buildings, such as warehouses, garages, sheds or industrial buildings
Roof pitch 📐	• 0-15°	• 2-15°	• 0-15°	• 0-15°
Design 👁️	<ul style="list-style-type: none"> Curved glass top 88% daylight area* Glass-to-edge inside view Glass-to-edge curved top Integrated motor in frame Discreetly placed blinds Better view – rain off CurveTech 	<ul style="list-style-type: none"> Flat glass top 88% daylight area* Glass-to-edge inside view Glass-to-edge flat top Integrated motor in frame Discreetly placed blinds 	<ul style="list-style-type: none"> Clear or opaque dome skin 70% daylight area* Integrated motor in frame 	<ul style="list-style-type: none"> 2 or 3-layer opaque dome skins 64% daylight area*
Performance ❄️	<ul style="list-style-type: none"> Glass top and base unit with double or triple glazing Insulating glass unit with inner laminated glass (P4A) Urc,ref300: 0,65W/(m²K)** Arc,ref300: 4,4m²** Sound insulation 39 dB** Burglary resistant as standard*** 	<ul style="list-style-type: none"> Glass top and base unit with double or triple glazing Insulating glass unit with inner laminated glass (P4A) Urc,ref300: 0,75W/(m²K)** Arc,ref300: 4,1m²** Sound insulation 39dB** Burglary resistant as standard*** 	<ul style="list-style-type: none"> Dome skin and base unit with double glazing Insulating glass unit with inner laminated glass (P4A) U-value: 0,80W/(m²K)** Area: 3,4m²** Sound insulation 36dB** Burglary resistant variant available*** 	<ul style="list-style-type: none"> 2 or 3-layer opaque dome skins (no glazing) U-value: 2,2W/(m²K)** Area: 2,6m²** Sound insulation 20dB**
Operation 📶	<ul style="list-style-type: none"> Solar variant Electric variant Fixed variant 	<ul style="list-style-type: none"> Solar variant Electric variant Fixed variant 	<ul style="list-style-type: none"> Electric variant Fixed variant 	<ul style="list-style-type: none"> Electric variant Fixed variant
Smart home and sensors 📱	<ul style="list-style-type: none"> Intelligent home control compatible Pre-installed rain sensor as standard Pre-paired Wall Switch 	<ul style="list-style-type: none"> Intelligent home control compatible Pre-installed rain sensor as standard Pre-paired Wall Switch 	<ul style="list-style-type: none"> Intelligent home control compatible Pre-installed rain sensor as standard Pre-paired Wall Switch 	<ul style="list-style-type: none"> Intelligent home control compatible Pre-installed rain sensor as standard Pre-paired Wall Switch
Heat protection and daylight adjustment ☀️	<ul style="list-style-type: none"> Anti-heat blind (solar) – Optimised and discreet placement Blackout blind (solar) – Optimised and discreet placement Insect screen (manual, cleanable, removable) 	<ul style="list-style-type: none"> Anti-heat blind (solar) – Optimised and discreet placement Blackout blind (solar) – Optimised and discreet placement Insect screen (manual, cleanable, removable) 	<ul style="list-style-type: none"> Anti-heat blind (solar) Translucent and Blackout blind (solar/electric) 	

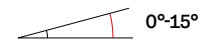
* Daylight area stated as per method in EAD 220062-00-0401 (CE marking). Numbers mentioned are for a size 100x100.

** U-value, area and sound insulation is stated for fixed variants with either 2-layer dome (dome), Q variant 2-layer glazing unit (dome with glazing) and 2-layer glazing unit (flat glass and curved glass). U-values and areas are calculated for roof window size 1.2x1.2m, with a kerb height of 300mm, in accordance with method in EN 1873:2014+A1:2016.

*** Complies with EU legislative requirements for burglary resistance, class 2.



Roof pitch



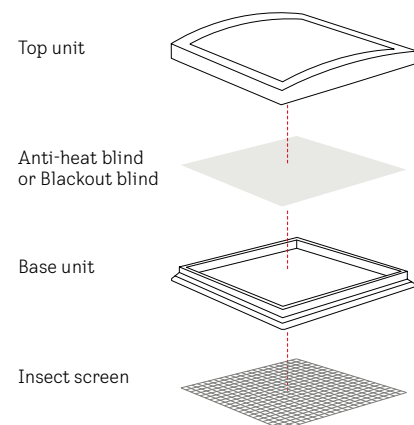
Details

- The premium choice for homeowners with 0-15° roof pitches.
- Glass-to-edge curved glass top unit.
- Unique roof window construction with a slim frame and invisible sash.
- Available with double or triple glazing for excellent energy performance and sound reduction.
- Laminated insulated glass unit for safety.
- Burglary resistant.*
- Comes in solar, electric and fixed variants.
- Solar and electric variants deliver fresh air at the touch of a button and have an integrated rain sensor.

* Complies with EU legislative requirements for burglary resistance, class 2.

Blind options

- The blinds are discreetly placed in the base unit construction, between the lower pane and outer glass, and do not compromise daylight, design or your view to the sky. See more about blinds options on page 108.



Mounting of blinds is done most conveniently during the rooflight installation process.

Intelligent home control

Combine your VELUX solar-powered product with our intelligent home control solutions for multiple product operation, scheduling and automation.

Free App Control included. Read more at velux.co.uk/freeapp

Motor placement

- On all rectangular sizes, the motor is placed on the long side. Please refer to the installation instructions for further details.



Available sizes	060060	090060	080080	090090	100100	120090	120120	150080	150100	150120	150150	200060	200100
Hole in roof (wxh) cm	60x60	90x60	80x80	90x90	100x100	120x90	120x120	150x80	150x100	150x120	150x150	200x60	200x100
External frame size (wxh) cm	82x82	112x82	102x102	112x112	122x122	142x112	142x142	172x102	172x122	172x142	172x172	222x82	222x122
h w Window opening***													
U_w-VALUE** Urc,ref300 W/(m²K)/ Arc,ref300 Area m²													

Top unit			060060	090060	080080	090090	100100	120090	120120	150080	150100	150120	150150	200060	200100
ISU 1093	Curved glass top unit		539	594	642	713	792	824	1,030	959	1,046	1,228	1,426	1,085	1,497
Base unit															
CVU 0320Q	Solar base unit, 2-layer glazing	0.65/4.4	1,026	1,067	1,102	1,154	1,212	1,235	1,340	1,270	1,357	1,450	1,595	1,357	1,693
CVU 0325Q	Solar base unit, 3-layer glazing	0.55/4.4	1,145	1,198	1,243	1,311	1,386	1,416	1,552	1,461	1,575	1,695	1,884	1,575	2,012
CVU 0220Q	Electric base unit, 2-layer glazing	0.65/4.4	1,026	1,067	1,102	1,154	1,212	1,235	1,340	1,270	1,357	1,450	1,647	1,357	1,693
CVU 0225Q	Electric base unit, 3-layer glazing	0.55/4.4	1,145	1,198	1,243	1,311	1,386	1,416	1,552	1,461	1,575	1,695	1,884	1,575	2,012
CFU 0020Q	Fixed base unit, 2-layer glazing	0.65/4.4	394	435	470	522	580	603	708	638	725	818	1,343	725	1,061
CFU 0025Q	Fixed base unit, 3-layer glazing	0.55/4.4	513	566	611	679	754	784	920	829	943	1,063	1,252	943	1,380

Installation accessories			060060	090060	080080	090090	100100	120090	120120	150080	150100	150120	150150	200060	200100
ZCU 0015	Extension kerb with flange 160mm		312	330	333	348	358	362	409	376	426	448	527	430	513
ZZZ 210U	Securing kit for roofing material		51	54	55	57	59	59	67	62	70	74	87	71	84
LSF 2000	Lining*		302	324	331	346	360	367	389	371	403	403	432	414	450

* Lining for flat roof. This all-in-one solution includes PVC panels, vapour barrier and facings.

** Calculated for a reference size of 1.2x1.2m and 300mm upstand, in a 0° roof pitch.

*** On all rectangular sizes (electric and solar powered), the roof window opens on the long side.

All prices in GBP (£)
Find all sizes and prices at velux.co.uk

New generation

Curved glass rooflight

Solar, electric or fixed variants available

The VELUX glass rooflight with curved glass is a revolution in roof window design. The unique design with a slim frame and invisible sash provides maximum daylight and a beautiful glass-to-edge view from inside the home – even with a blind installed. In addition, the curved-shaped glass top allows rainwater to easily drain off the surface – even on 0° roof pitches.

- Maximum daylight area.
- Excellent energy performance.
- State-of-the-art design.
- Excellent sound reduction.
- Clear view and drainage.



Free App
Control gateway
now included

New generation

Flat glass rooflight

Solar, electric or fixed variants available

The VELUX Flat glass rooflight will bring the magic of daylight into your home. The unique design with a slim frame and invisible sash provides maximum daylight and a beautiful design from inside the home – even with a blind installed.

- Maximum daylight area.
- Excellent energy performance.
- State-of-the-art design.
- Excellent sound reduction.

Roof pitch



Details

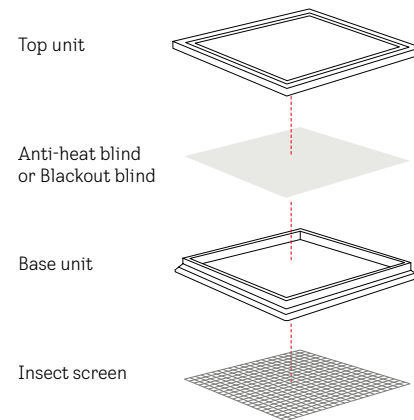
- The elegant choice for roof pitches from 2-15°.
- Glass-to-edge flat glass top unit.
- Unique roof window construction with a slim frame and invisible sash.
- Available with double or triple glazing for excellent energy performance and sound reduction.
- Laminated insulated glass unit for safety.
- Burglary resistant.*
- Comes in solar, electric and fixed variants.
- Solar and electric variants deliver fresh air at the touch of a button and have an integrated rain sensor.

* Complies with EU legislative requirements for burglary resistance, class 2.

Blind options

- The blinds are discreetly placed in the base unit construction, between the lower pane and outer glass, and do not compromise daylight, design or your view to the sky.

See more about blinds options on page 108.



Mounting of blinds is done most conveniently during the rooflight installation process.

Intelligent home control

Combine your VELUX solar-powered product with our intelligent home control solutions for multiple product operation, scheduling and automation.

Free App Control included. Read more at velux.co.uk/freeapp

Motor placement

On all rectangular sizes, the motor is placed on the long side. Please refer to the installation instructions for further details.



Available sizes	060060	090060	080080	090090	100100	120090	120120	150080	150100	150120	150150	200060	200100
Hole in roof (wxh) cm	60x60	90x60	80x80	90x90	100x100	120x90	120x120	150x80	150x100	150x120	150x150	200x60	200x100
External frame size (wxh) cm	82x82	112x82	102x102	112x112	122x122	142x112	142x142	172x102	172x122	172x142	172x172	222x82	222x122
h w Window opening***													
U_w-VALUE**													
U _w -VALUE**	U _w ,ref300 W/(m ² K)/ Arc.ref300 Area m ²												

Top unit		060060	090060	080080	090090	100100	120090	120120	150080	150100	150120	150150	200060	200100
ISU 2093	Flat glass top unit	388	428	462	513	570	593	741	690	752	884	1,026	781	1,077

Base unit		060060	090060	080080	090090	100100	120090	120120	150080	150100	150120	150150	200060	200100	
CVU 0320Q	Solar base unit, 2-layer glazing	0.75/4.1	1,026	1,067	1,102	1,154	1,212	1,235	1,340	1,270	1,357	1,450	1,595	1,357	1,693
CVU 0325Q	Solar base unit, 3-layer glazing	0.60/4.1	1,145	1,198	1,243	1,311	1,386	1,416	1,552	1,461	1,575	1,695	1,884	1,575	2,012
CVU 0220Q	Electric base unit, 2-layer glazing	0.75/4.1	1,026	1,067	1,102	1,154	1,212	1,235	1,340	1,270	1,357	1,450	1,647	1,357	1,693
CVU 0225Q	Electric base unit, 3-layer glazing	0.60/4.1	1,145	1,198	1,243	1,311	1,386	1,416	1,552	1,461	1,575	1,695	1,884	1,575	2,012
CFU 0020Q	Fixed base unit, 2-layer glazing	0.75/4.1	394	435	470	522	580	603	708	638	725	818	1,343	725	1,061
CFU 0025Q	Fixed base unit, 3-layer glazing	0.60/4.1	513	566	611	679	754	784	920	829	943	1,063	1,252	943	1,380

Installation accessories		060060	090060	080080	090090	100100	120090	120120	150080	150100	150120	150150	200060	200100
ZCU 0015	Extension kerb with flange 160mm	312	330	333	348	358	362	409	376	426	448	527	430	513
ZZZ 210U	Securing kit for roofing material	51	54	55	57	59	59	67	62	70	74	87	71	84
LSF 2000	Lining*	302	324	331	346	360	367	389	371	403	403	432	414	450

* Lining for flat roof. This all-in-one solution includes PVC panels, vapour barrier and facings.


** Calculated for a reference size of 1.2x1.2m and 300mm upstand, in a 0° roof pitch.

*** On all rectangular sizes (electric and solar powered), the roof window opens on the long side.

All prices in GBP (£)
Find all sizes and prices at velux.co.uk




Anti-heat blind (MSU)




5070




Blackout blind (DSU)



4550



Insect screen (ZIU)



0000



Important!
Remember to install blinds at the same time as rooflights

New generation

Blinds for curved and flat glass rooflights

Anti-heat blind

The Anti-heat blind provides light dimming and heat protection to maintain a cool and comfortable room. The blind is discreetly placed inside the rooflight, and is easily installed from the roof when installing the roof window.

- Reduces overheating.
- Semi-transparent fabric for light control and sky view.
- Solar-powered blind with remote control.
- Not compatible with Blackout blind.

Blackout blind

VELUX Blackout blind for glass rooflights blocks outside light anytime and is perfect for bedrooms. It is discreetly placed inside the rooflight and easily installed from the roof when installing the roof window.

- Perfect sleep – day or night.
- 99.9% blackout.
- Great for bedrooms and media rooms.
- Solar-powered blind with remote control.
- Not compatible with Anti-heat blind.

Insect screen


VELUX Insect screen for glass rooflights lets you enjoy fresh air and a view to the sky without the distraction of insects. It comes in a contemporary white design and is easy to install and simple to remove for cleaning.

- Fresh air and 100% insect-proof.
- Durable, transparent net fabric does not obstruct your view.
- Can be combined with an Anti-heat blind or a Blackout blind.

Roof window size (wxh) cm	060060	080080	090060	090090	100100	120090	120120	150080	150100	150120	150150	200060	200100	
	60x60	80x80	90x60	90x90	100x100	120x90	120x120	150x80	150x100	150x120	150x150	200x60	200x100	
Solar MSU	Anti-heat blind	347	362	355	370	377	396	411	388	415	430	471	422	494
Solar DSU	Blackout blind	347	362	355	370	377	396	411	388	415	430	471	422	494
Manual ZIU	Insect screen	80	84	82	86	87	92	95	90	96	100	109	98	114

Solar MSU and DSU can be combined with our intelligent home control solutions for multiple product operation, scheduling and automation. Read more about these solutions on page 24.

All prices in GBP (£)
Find all sizes and prices at velux.co.uk



Roof pitch



Details

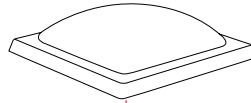
- Opaque dome for optimal privacy or clear dome for daylight and view to the sky.
- Base unit construction with insulating glass unit provides good thermal insulation.
- Comes with double glazing.
- Laminated insulated glass unit for safety.
- Burglary resistant.*
- Comes in a fixed or electrically vented variant.
- Electrically vented variant provides fresh air at the touch of a button and has an integrated rain sensor.

* Complies with EU legislative requirements for burglary resistance, class 2.

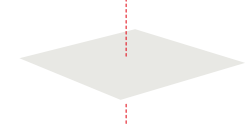
Blind options

- Considering blinds at the same time as the roof window is recommended. There are different blind options to choose from, both for heat protection and blackout purposes. See more about blind options on page 112.

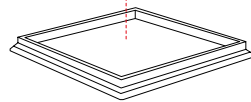
Top unit



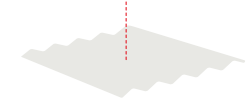
Anti-heat blind



Base unit



Translucent or Blackout blind



Intelligent home control

Combine your VELUX solar-powered product with our intelligent home control solutions for multiple product operation, scheduling and automation.

Free App Control included. Read more at velux.co.uk/freeapp

Dome with glazing

Fixed or electric options available

The VELUX Dome with glazing is an advanced dome solution for installation in 0-15° roof pitches. It is an effective product for letting in daylight and fresh air, without compromising on energy efficiency and comfort with sun and heat protection products. The insulated base unit has an integrated 2-layer insulating glass unit and the polycarbonate top unit is available in a clear or opaque version.

- Good daylight area.
- Good energy performance.
- Classic design.
- Good sound reduction.



Available sizes

	060060	060090	080080	090090	100100	090120	120120	100150	150150
Hole in roof (wxh) cm	60x60	60x90	80x80	90x90	100x100	90x120	120x120	100x150	150x150
External frame size (wxh) cm	78x78	78x108	98x98	108x108	118x118	108x138	138x138	118x138	168x168

Window opening***	U _w -VALUE**										
	W/m ² K	Area									

Top unit

ISD 0010	Clear polycarbonate dome	240	257	270	311	338	358	439	446	608
ISD 0110	Opaque polycarbonate dome	240	257	270	311	338	358	439	446	608

Base unit

CVP 0673QV	Electrically vented burglary-resistant base	0.80	3.4	928	953	974	1,035	1,076	1,107	1,188	1,219	1,388
CFP 0073QV	Fixed, burglary-resistant base	0.80	3.4	363	388	409	470	511	542	623	654	823

Installation accessories

ZCE 0015	Extension kerb with flange 160mm	223	236	238	248	256	259	292	305	376
ZZZ 210	Securing kit for roofing material	51	54	55	57	59	59	67	70	87
BBX 0000C	Vapour barrier collar	30	32	33	34	35	35	39	41	48
LSF 2000	Lining*	302	324	331	346	360	367	389	403	432

* Lining for flat roof. This all-in-one solution includes PVC panels, vapour barrier and facings.

** Calculated for a reference size of 1.2x1.2m and 300mm upstand, in a 0° roof pitch.

*** On all rectangular sizes (electric base unit), the roof window opens on the short side.

All prices in GBP (£)
Find all sizes and prices at velux.co.uk



Anti-heat blind




6090



Blackout energy pleated blind



1045



1047

Blinds for dome with glazing*

Anti-heat blind

VELUX Anti-heat blind provides light dimming and heat protection so your indoor temperature stays cool and comfortable. This makes it perfect for living rooms with activity during the day.

- Reduces solar heating.
- Semi-transparent fabric lets in natural light.
- Available with solar-powered operation, including app and remote control.

Blackout energy pleated blind

VELUX Blackout energy pleated blind for flat roof windows darkens the room and protects against cold. This makes it the ideal choice for bedrooms and living rooms.

- Blackout and insulating effect.
- Available with solar-power or electric operation, including app and remote control.
- Standard 100 by OEKO-TEX® (1076-184 DTI) – contains no harmful substances.
- STeP by OEKO-TEX® – sustainable textile production.

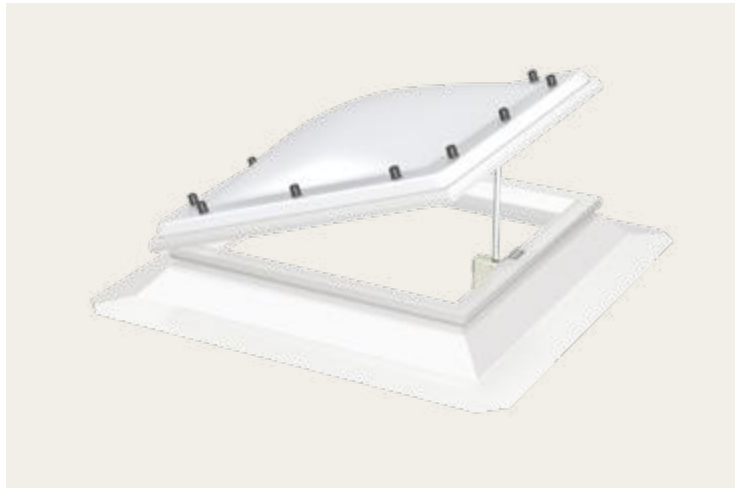


Roof window size (wxh) cm	060060	060090	080080	090090	100100	090120	120120	100150	150150	
	60x60	60x90	80x80	90x90	100x100	90x120	120x120	100x150	150x150	
	<input type="checkbox"/>	<input type="checkbox"/>	<input type="checkbox"/>	<input type="checkbox"/>	<input type="checkbox"/>	<input type="checkbox"/>	<input type="checkbox"/>	<input type="checkbox"/>	<input type="checkbox"/>	
Solar MSG	Anti-heat blind	285	291	297	304	307	316	322	328	-
Solar FSK	Blackout energy pleated blind	281	287	293	299	302	311	318	324	381
Electric FMK	Blackout energy pleated blind	262	267	273	279	281	290	295	301	355

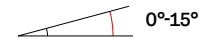
* Also compatible with curved and flat glass roof windows bought before July 2021. Solar-powered blinds are not compatible with opaque top unit.

Solar MSG is not compatible with ISD 2093. Solar MSG and FSK and electric FMK can be combined with our intelligent home control solutions for multiple product operation, scheduling and automation. Read more about these solutions on page 24.

All prices in GBP (£)
Find all sizes and prices at velux.co.uk



Roof pitch



Details

- Available with 2 and 3-layer opaque dome skins in polycarbonate.
- Opaque surface provides diffused daylight, improving the light needed for working.
- Choose between 15 and 30cm base unit.
- Comes in a fixed or electrically vented variant.

Replacement frame

- Replace your existing, third-party dome solution with the help of a replacement frame.
- A quick and easy solution for replacement purposes.
- No need to install a new base unit.
- Fits all VELUX dome tops.



ZCJ 0000

Replacement kit for ventilation

- Make your fixed VELUX Dome solution electrically ventilated with this replacement kit.
- Combine with replacement frame to upgrade third-party domes to ventilated.



ZCJ 1210

Motor placement

- On all rectangular sizes, the motor is placed on the long side. Please refer to the installation instructions for further details.

Dome

Fixed or vented options for uninhabited rooms or buildings

The VELUX Dome is a traditional dome solution for uninhabited rooms or buildings, such as warehouses, garages, sheds or smaller industrial buildings. It is available in a fixed or vented version, and with 2 or 3-layer dome skins. A motor and vented frame can be added to the fixed variant to add ventilation – even after installation. Available with a fall-through grid for added safety. No blinds are available for this product.

- Basic daylight area.
- Basic energy performance.



Available sizes

	060060	090060	080080	090090	100100	120090	120120	150100	150150	200100
Hole in roof (w×h) cm	60×60	90×60	80×80	90×90	100×100	120×90	120×120	150×100	150×150	200×100
External frame size (w×h) cm	90×90	120×90	110×110	120×120	130×130	150×120	150×150	180×130	180×180	230×130

Window opening**	U _w -VALUE*											
	h	w	h	w	h	w	h	w	h	w	h	
	W/m ² K	Area m ²	W/m ² K	Area m ²	W/m ² K	Area m ²	W/m ² K	Area m ²	W/m ² K	Area m ²	W/m ² K	Area m ²

Top unit

ISJ 0112	2-layer polycarbonate dome skin	157	200	212	298	307	341	430	540	700	663
ISJ 0113	3-layer polycarbonate dome skin	220	281	298	419	432	479	604	760	984	932

Base unit

		2-layer		3-layer										
		2.0	1.6	3.1	2.2	1.7	2.6	201	228	246	286	304	310	371
CVJ 0210	Electric base unit 15cm	2.0	1.6	3.1	751	787	805	845	863	869	930	985	1,106	1,112
CVJ 1210	Electric base unit 30cm	2.0	1.6	3.1	973	1,009	1,027	1,067	1,085	1,091	1,152	1,207	1,328	-
CFJ 0010	Fixed base unit 15cm	2.2	1.7	2.6	201	228	246	286	304	310	371	426	547	553
CFJ 1010	Fixed base unit 30cm	2.2	1.7	2.6	317	344	362	402	420	426	487	542	663	-

Installation accessories

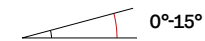
ZZZ 210J	Securing kit for roofing material	59	65	66	70	76	81	90	93	112	-
ZCJ 0000	Replacement frame	150	156	163	180	185	184	221	204	-	-
ZCJ 1210	Replacement kit for ventilation	468	-	490	517	526	-	584	-	-	-

* Calculated for a reference size of 1.2x1.2m and 300mm upstand, in a 0° roof pitch.
 ** On all rectangular sizes (electric base unit), the roof window opens on the long side.

All prices in GBP (£)
 Find all sizes and prices at velux.co.uk




Roof pitch



Details











- Note: this product is not compatible with VELUX flat roof blinds FMG, FMK and MSG.



Roof exit

The manually operated Roof exit window opens extra wide to provide easy access to the roof. Fully compliant with all relevant EU legislative requirements, the VELUX Roof exit is a double glazed roof window with a laminated inner pane that prevents glass from splintering in the event of breakage. It is available with an opaque or clear polycarbonate dome.

- Extra-large opening for easy access to the roof.
- Improved comfort with low-energy double glazing.
- Tilted interior frame increases daylight in the room.
- Opening angle of approximately 60°.
- Excellent insulating value and sound reduction.

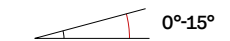
Available sizes	100100	090120	120120								
Hole in roof (wxh) cm	100x100	90x120	120x120								
External frame size (wxh) cm	118x118	108x138	138x138								
 Window opening**	<table border="1"> <thead> <tr> <th>U_w-VALUE*</th> <th></th> <th></th> <th></th> </tr> <tr> <td>W/m² K</td> <td>Area</td> <td></td> <td></td> </tr> </thead> </table>			U _w -VALUE*				W/m ² K	Area		
U _w -VALUE*											
W/m ² K	Area										
Top unit											
ISD 0010	Clear polycarbonate dome	338	358	439							
ISD 0110	Opaque polycarbonate dome	338	358	439							
Base unit											
CXP 0473Q	Manually operated Roof exit window base*	0.86	3.4	1,032	1,094	1,259					
Installation accessories											
ZCE 0015	Extension kerb with flange 160mm	256	259	292							
ZZZ 210	Securing kit for roofing material	59	59	67							

* Calculated for a reference size of 1.2x1.2m and 300mm upstand, in a 0° roof pitch.
 ** On the rectangular size, the roof window opens on the short side.

All prices in GBP (£)
 Find all sizes and prices at velux.co.uk




Roof pitch



Details







- Specific smoke ventilation accessories may be required and can be purchased separately.
- Only compatible with VELUX flat roof blinds FSK and MSG. An approval by local fire authorities is needed before installation.



Smoke ventilation


The Smoke ventilation roof window automatically opens when smoke and fire are detected to release smoke and excess heat. It can also be opened for fresh air to improve the indoor climate. Its burglar-proof construction provides additional security while a laminated inner pane prevents glass from shattering if it breaks.

- Available for 1.13m² (100x100cm) or 1.48m² (120x120cm) of smoke-free geometric ventilation area.
- Compliant with EU legislative requirements.
- Automatically opens in case of fire.
- Heavy-duty reliable scissor opening mechanism.
- Low-energy double glazing with two energy coatings.
- Tested and certified to EN ISO 12101-2.

Available sizes	100100	120120						
Hole in roof (wxh) cm	100x100	120x120						
External frame size (wxh) cm	118x118	138x138						
<table border="1"> <thead> <tr> <th>U_w-VALUE*</th> <th></th> <th></th> </tr> <tr> <td>W/m² K</td> <td>Area</td> <td></td> </tr> </thead> </table>			U _w -VALUE*			W/m ² K	Area	
U _w -VALUE*								
W/m ² K	Area							
Top unit								
ISD 0010	Clear polycarbonate dome	338	439					
ISD 0110	Opaque polycarbonate dome	338	439					
Base unit								
CSP 1073Q	Smoke ventilation roof window base unit	0.99	3.4	2,044	2,494			
Specific smoke ventilation accessories								
KFC 210 EU	Control unit for 1 CSP	-		744				
KFC 220 EU	Control unit for 2 CSP	-		965				
KFA 100	Smoke detector	-		91				
KFK 100	Break glass point	-		91				

* Calculated for a reference size of 1.2x1.2m and 300mm upstand, in a 0° roof pitch.

All prices in GBP (£)
 Find all sizes and prices at velux.co.uk



VARIO by VELUX

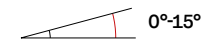
Bespoke flat rooflights

Design and build your rooflights just the way you want them with Vario by VELUX, the made-to-measure rooflight range from the VELUX Group. Receive tailored support from our Daylight Experts and discover endless design variations using the Build Your Own configurator tool, available on the Vario website. The tool gives you a 3D illustration of your rooflight design and generates real-time prices.

- Bespoke designs for flat roofing projects.
- Variety of shapes and features.
- Sizes up to 4m² of clear internal glass.
- Includes insulated wooden upstand (excl. Round rooflight).

For further information visit: vario.velux.com

Roof pitch



Exterior finish options



Jet Black
RAL9005

Traffic Grey
RAL7043

Rooflight options

- Fixed up to 4m².
- Opening up to 4m².
- Walk-on up to 2m².
- Round up to Ø 1350mm.
- Unlimited up to 4m² per module.

Details

- The elegant choice for roof pitches from 0-15° (with a recommendation for the rooflights to be installed at a minimum pitch of 5°).
- Glass-to-edge flat glass top unit.
- Unique roof window construction with a slim frame and invisible sash.
- Available with double or triple glazing for excellent energy performance and sound reduction.
- Laminated insulated glass unit for safety.
- Burglary resistant.*
- Comes in a fixed or electrically vented variant.
- Electrically vented variant provides fresh air at the touch of a button and a pre-installed rain sensor.
- io-homecontrol® compatible including VELUX remote controls and VELUX ACTIVE.

*Complies with EU legislative requirements for burglary resistance, class 2.

Blinds

- Our bespoke roller blind provides both light dimming and privacy, making it the perfect choice for dining spaces, living rooms, home offices and playrooms.
- Slim and aesthetic design.
- App Control available.
- Pre-installed: Option of pre-installing your preferred blind, prior to delivery.

Sizing restrictions apply.

Contact us

vario@velux.co.uk
01592 778 246





Blinds and shutters

Heat protection products

Page 122

Anti-heat blackout shutter
Anti-heat blackout blind
Anti-heat blind

Roller blinds

Page 130

Combined interior and exterior
Translucent or Blackout
Duo blackout
Nature collection
Children's collection
Basic blackout
Colour by You

Pleated blinds

Page 140


Translucent or Blackout energy

Venetian blinds

Page 144

Insect screen

Page 145



Block the heat on the outside
of your roof windows
with VELUX Heat protection
and keep your home cool
on hot days and nights



Solid blackout fabric
0000

Indoor climate

- Heat protection and blackout.

Heat protection	● ● ●
Blackout	● ● ●
Insulation	●
Noise reduction	● ● ●
Burglary prevention	●

Read more about soft shutter specifications at velux.co.uk/SSS

Intelligent home control

Combine your VELUX solar and electric product with our intelligent home control solutions for multiple operation, scheduling and automation.

Read more on page 24.

Anti-heat blackout blind

Beat the heat with this effective combination. VELUX Anti-heat blackout blind blocks heat and light and is ideal for those who want to keep comfortable indoors on hot days and sleep better on warm nights. It is solar powered and easy to install with no need for wiring.

- Effective combination.
- Great heat protection.

- Blocks out light.
- Rain noise reduction.
- Tough, durable polyester fabric.
- Available with solar-powered operation, including app and remote control.
- Easy self-installation from inside the room.
- Can be combined with a decorative interior blind and an insect screen.

Most sold window sizes	CK01 C01	CK02 C02	CK04 C04	CK06 C06	FK06 F06	MK04 M04	MK06 M06	MK08 M08	PK04 P04	PK08 P08	PK10 P10	SK06 S06	UK04 U04	UK08 U08
Sizes (w×h) cm	55×70	55×78	55×98	55×118	66×118	78×98	78×118	78×140	94×98	94×140	94×160	114×118	134×98	134×140
Solar SSS*	360	360	385	397	414	409	430	454	442	491	516	500	495	577
Window size														
Solar SSSS for 3in1 and 2in1*		828	860	844	884	881	921	860	908	1,242	1,290			

For old VELUX roof window generations (VES), a ZOZ 238 installation kit set is needed. For VELUX electric top-hung roof windows, a ZOZ 229S kit set is needed. * For installation on solar-powered roof windows size C or F one (or two) dual solar switch(es) ZOZ 246 must be added - read more on page 155.

All prices in GBP (£)
Find all sizes, prices and more related products at velux.co.uk



Transparent fabric
5060

Indoor climate

- Heat protection and transparency.

Heat protection	● ●
Blackout	
Insulation	
Noise reduction	● ● ●
Burglary prevention	

Read more about awning blind specifications at velux.co.uk/awning

Intelligent home control

Combine your VELUX solar and electric product with our intelligent home control solutions for multiple operation, scheduling and automation.

Read more on page 24.

Anti-heat blind

Keeps your indoors cool and comfortable all day with VELUX Anti-heat blinds that block incoming heat before it ever hits your VELUX roof windows. The ideal choice for home offices or living rooms where you want cooler temperatures and to reduce glare on sunny days.

- Effective heat reduction.
- Transparent fabric - lets in light and retains the view to the outside.

- Rain noise reduction.
- Available with solar-power or electric operation, including app and remote control.
- Easy self-installation from inside the room.
- Can be combined with a decorative interior blind and an insect screen.

Most sold window sizes	CK01 C01	CK02 C02	CK04 C04	CK06 C06	FK06 F06	MK04 M04	MK06 M06	MK08 M08	PK04 P04	PK08 P08	PK10 P10	SK06 S06	UK04 U04	UK08 U08	
Sizes (w×h) cm	55×70	55×78	55×98	55×118	66×118	78×98	78×118	78×140	94×98	94×140	94×160	114×118	134×98	134×140	
Solar MSL*	318	318	340	352	366	362	380	407	392	434	456	442	438	510	
Electric MML	284	284	304	314	326	324	340	358	350	388	408	394	392	456	
Manual MHL	52	52	52	52	60	64	64	64	74	74	74	84	90	90	
Window size															
Solar MSLS for 3in1 and 2in1*						732	760	746	782	779	814	760	804	1,098	1,140

For old VELUX roof window generations (VES), a ZOZ 238 installation kit set is needed. For VELUX electric top-hung roof windows, a ZOZ 229S kit set is needed. KUX 110 control system is needed if you install an MML into a manually operated VELUX roof window. * For installation on solar-powered roof windows size C or F one (or two) dual solar switch(es) ZOZ 246 must be added - read more on page 155.


All prices in GBP (£)
Find all sizes, prices and more related products at velux.co.uk

Combine interior and exterior blinds for optimal comfort

Save up to 10% on double packs

Find your perfect pairing with a manual Interior blind and exterior Anti-heat blind.



- Combine a manual interior blind and exterior Anti-heat blind and enjoy double the benefit, for less.
- Interior blinds are available in 4 standard colours and in 2 side rail options - white or brushed aluminium.
- Manual Anti-heat blind comes with simple-to-handle hook fixing for positioning on the outside of your roof window.
- Transparent fabric lets in light and retains the view to the outside.
- Easy self-installation from the inside.



Heat protection plus blackout (DOP)



Anti-heat blind + Blackout roller blind

Colour options



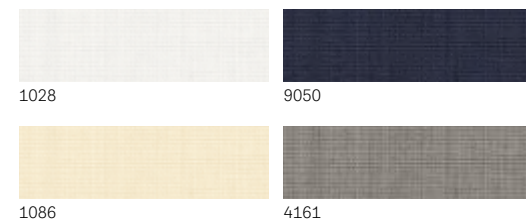
Heat protection plus blackout and insulation (FOP)

Anti-heat blind + Blackout energy pleated blind



Heat protection plus light dimming (ROF)

Anti-heat blind + Translucent roller blind



Most sold window sizes	CK01 C01	CK02 C02	CK04 C04	CK06 C06	FK06 F06	MK04 M04	MK06 M06	MK08 M08	PK04 P04	PK08 P08	PK10 P10	SK06 S06	UK04 U04	UK08 U08
Sizes (w×h) cm	55×70	55×78	55×98	55×118	66×118	78×98	78×118	78×140	94×98	94×140	94×160	114×118	134×98	134×140
	<input type="checkbox"/>	<input type="checkbox"/>	<input type="checkbox"/>	<input type="checkbox"/>	<input type="checkbox"/>	<input type="checkbox"/>	<input type="checkbox"/>	<input type="checkbox"/>	<input type="checkbox"/>	<input type="checkbox"/>	<input type="checkbox"/>	<input type="checkbox"/>	<input type="checkbox"/>	<input type="checkbox"/>
Manual operation	DOP 108	108	114	121	131	134	139	144	153	164	171	177	185	200
	FOP 128	128	133	142	155	157	164	171	179	193	202	207	216	236
	ROF 108	108	114	121	131	134	139	144	153	164	171	177	185	200


To order the blind with white side rails, simply add WL to the end of your product code.

All prices in GBP (£)
Find all sizes, prices and more related products at velux.co.uk




Colour options

Standard colours



Trend colours



Translucent roller blind

VELUX Translucent roller blinds provide basic privacy whilst still allowing in natural light. Perfect for living rooms, offices and playrooms.

- Softens incoming light and provides privacy.
- Available with white or brushed aluminium side rails.
- Available in solar, electric or manual operation.
- Combine your manual blind with a manual Anti-heat blind and save 10%. Read more on page 128.

Installation

- Quick and easy installation with pre-fitted brackets.

Intelligent home control

Combine your VELUX solar and electric product with our intelligent home control solutions for multiple operation, scheduling and automation.

Read more on page 24.

Certifications

- Standard 100 by OEKO-TEX (1076-184) – contains no harmful substances.
- STeP by OEKO-w TEX (22002567) – sustainable textile production.

Most sold window sizes		CK01 C01	CK02 C02	CK04 C04	CK06 C06	FK06 F06	MK04 M04	MK06 M06	MK08 M08	PK04 P04	PK08 P08	PK10 P10	SK06 S06	UK04 U04	UK08 U08
Sizes (w×h) cm		55×70	55×78	55×98	55×118	66×118	78×98	78×118	78×140	94×98	94×140	94×160	114×118	134×98	134×140
		□	□	□	□	□	□	□	□	□	□	□	□	□	□
Solar RSL	Standard	156	156	162	170	174	172	178	184	184	196	204	200	204	220
	Trend	168	168	174	182	186	184	190	196	196	208	216	212	216	232
Electric RML	Standard	148	148	154	162	166	164	170	176	176	188	196	192	196	212
	Trend	160	160	166	174	178	176	182	188	188	200	208	204	208	224
Manual RFL	Standard	68	68	74	82	86	84	90	96	96	108	116	112	116	132
	Trend	80	80	86	94	98	96	102	108	108	120	128	124	128	144

KUX 110 control system is needed if you install an RML into a manually operated VELUX roof window. To order the blind with white side rails, simply add WL to the end of your product code.


All prices in GBP (£)
Find all sizes and prices at velux.co.uk






Colour options

Standard colours



Trend colours



Blackout roller blind

The VELUX Blackout roller blind offers blackout for darkness anytime. Ideal for bedrooms to ensure a good night's sleep or daytime nap.

- Excellent blackout.
- Available with white or brushed aluminium side rails.
- Available in solar, electric or manual operation.
- Combine your manual blind with an Anti-heat blind and save 10%. Read more on page 128.

Installation

- Quick and easy installation with pre-fitted brackets.

Intelligent home control

Combine your VELUX solar and electric product with our intelligent home control solutions for multiple operation, scheduling and automation.

Read more on page 24.


Certifications

- Standard 100 by OEKO-TEX (1076-184) – contains no harmful substances.
- STeP by OEKO-TEX (22002567) – sustainable textile production.

Most sold window sizes		CK01 C01	CK02 C02	CK04 C04	CK06 C06	FK06 F06	MK04 M04	MK06 M06	MK08 M08	PK04 P04	PK08 P08	PK10 P10	SK06 S06	UK04 U04	UK08 U08
Sizes (w×h) cm		55×70	55×78	55×98	55×118	66×118	78×98	78×118	78×140	94×98	94×140	94×160	114×118	134×98	134×140
Solar DSL	Standard	156	156	162	170	174	172	178	184	184	196	204	200	204	220
	Trend	168	168	174	182	186	184	190	196	196	208	216	212	216	232
Electric DML	Standard	148	148	154	162	166	164	170	176	176	188	196	192	196	212
	Trend	160	160	166	174	178	176	182	188	188	200	208	204	208	224
Manual DKL	Standard	68	68	74	82	86	84	90	96	96	108	116	112	116	132
	Trend	80	80	86	94	98	96	102	108	108	120	128	124	128	144


KUX 110 control system is needed if you install an DML into a manually operated VELUX roof window. To order the blind with white side rails, simply add WL to the end of your product code.

All prices in GBP (£)
Find all sizes and prices at velux.co.uk




Colour options

Standard colours



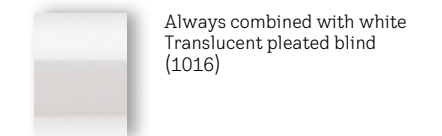
Trend colours



Duo blackout roller blind

VELUX Duo blackout roller blind is a blackout roller and a translucent pleated blind in one. It offers the best of both worlds - blackout at night and softly diffused light during the day.

- Two ways to control light in one solution – excellent blackout to darken the room or soften incoming light.
- Choose any colour blackout roller blind combined with white pleated blind (1016).
- Available with white or brushed aluminium side rails.
- Available with manual operation.
- Combine with an exterior Anti-heat blind or shutter for effective heat protection. Read more on page 125.



Installation

- Quick and easy installation with pre-fitted brackets.

Certifications

- Standard 100 by OEKO-TEX (1076-184) – contains no harmful substances.
- STeP by OEKO-TEX (22002567) – sustainable textile production.

Most sold window sizes		CK01 C01	CK02 C02	CK04 C04	CK06 C06	FK06 F06	MK04 M04	MK06 M06	MK08 M08	PK04 P04	PK08 P08	PK10 P10	SK06 S06	UK04 U04	UK08 U08
Sizes (w×h) cm		55×70	55×78	55×98	55×118	66×118	78×98	78×118	78×140	94×98	94×140	94×160	114×118	134×98	134×140
Manual DFD	Standard	90	90	96	106	112	110	118	126	124	140	150	146	150	172
	Trend	102	102	108	118	124	122	130	138	136	152	162	158	162	184

To order the blind with white side rails, simply add WL to the end of your product code.


All prices in GBP (£)
Find all sizes and prices at velux.co.uk



CO₂ reduced with recycled materials




Translucent roller blind RFY




Blackout roller blind DKY

Colour options

Blackout roller blind DKY



Translucent roller blind RFY



Nature collection

For design and environmentally conscious consumers, our Nature collection blinds come in a range of colours that allow you to bring the peace and tranquillity of nature directly into your home. Primarily made from recycled materials, which halves their carbon footprint compared with other collections, they are the natural choice for getting the most out of your VELUX roof windows.

Blackout roller blind DKY

- Excellent blackout to darken the room.

Translucent roller blind RFY

- Softens incoming light and provides privacy.

Blackout roller blind DKY and Translucent roller blind RFY

- Available with white or brushed aluminium side rails.
- Available with manual operation.
- Combine with an exterior Anti-heat blind or shutter for effective heat protection. Read more on page 125.

Installation

- Quick and easy installation with pre-fitted brackets.

Certifications

- Standard 100 by OEKO-TEX (2276-378) – contains no harmful substances.
- STeP by OEKO-TEX (22002567) – sustainable textile production.
- Our products hold verified EPD certificates complying with the European Standard EN 15804+A2.

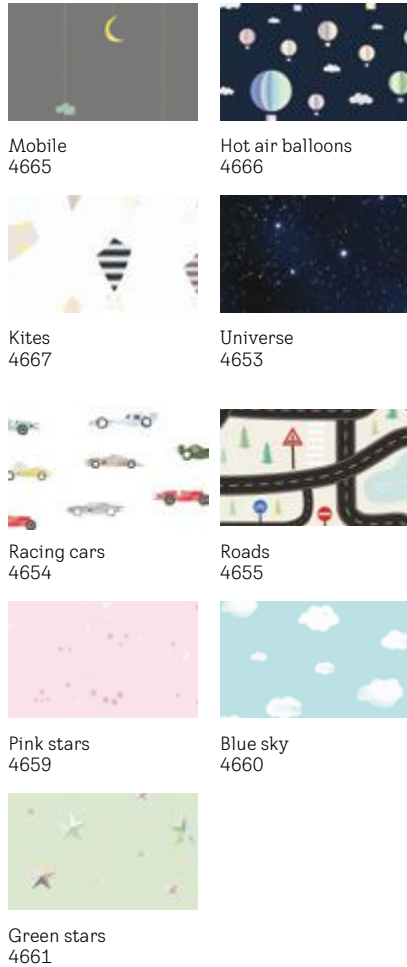
Most sold window sizes	CK01 C01	CK02 C02	CK04 C04	CK06 C06	FK06 F06	MK04 M04	MK06 M06	MK08 M08	PK04 P04	PK08 P08	PK10 P10	SK06 S06	UK04 U04	UK08 U08
Sizes (w×h) cm	55×70	55×78	55×98	55×118	66×118	78×98	78×118	78×140	94×98	94×140	94×160	114×118	134×98	134×140
Manual operation	DKY 80	80	86	94	98	96	102	108	108	120	128	124	128	144
	RFY 80	80	86	94	98	96	102	108	108	120	128	124	128	144

To order the blind with white side rails, simply add WL to the end of your product code.

All prices in GBP (£)
Find all sizes and prices at velux.co.uk



Colour options



Children's collection

The greatest adventures start with a good night's sleep. VELUX Children's collection blinds feature inspirational and cheerful designs made for kids' rooms. Available as Blackout blind or as Duo blackout blind that combines blackout and light dimming in one solution.

Blackout roller blind DKL

- Excellent blackout to darken the room.

Duo blackout roller blind DFD

- Two ways to control light in one solution – blackout the room completely or soften incoming light.
- Choose any Children's collection Blackout roller blind combined with white pleated blind (1016).

Blackout roller blind DKL and Duo blackout roller blind DFD

- Available with white or brushed aluminium side rails.
- Available with manual operation.

Installation

- Quick and easy installation with pre-fitted brackets.

Certifications

- Standard 100 by OEKO-TEX (1076-184) – contains no harmful substances.
- STeP by OEKO-TEX (22002567) – sustainable textile production.

Most sold window sizes	CK01 C01	CK02 C02	CK04 C04	CK06 C06	FK06 F06	MK04 M04	MK06 M06	MK08 M08	PK04 P04	PK08 P08	PK10 P10	SK06 S06	UK04 U04	UK08 U08	
Sizes (w×h) cm	55×70	55×78	55×98	55×118	66×118	78×98	78×118	78×140	94×98	94×140	94×160	114×118	134×98	134×140	
Manual operation	DKL	80	80	86	94	98	96	102	108	108	120	128	124	128	144
	DFD	102	102	108	118	124	122	130	138	136	152	162	158	162	184


To order the blind with white side rails, simply add WL to the end of your product code.

All prices in GBP (£)
Find all sizes and prices at velux.co.uk



Colour options

Standard colours



Installation

- Quick and easy installation with pre-fitted brackets.


Basic blackout blind

The VELUX Basic blackout blind is a good alternative for roof windows manufactured before 2014. Ideal if you simply want to replace your old blind with a cost-effective solution.

- Blackout effect.
- Stepless positioning.
- Only available for VELUX roof windows manufactured before 2014.
- Available in 4 colours and comes with a 2-year guarantee.
- Combine with an exterior Anti-heat blind or shutter for effective heat protection. Read more on page 125.

Most sold window sizes		C02	C04	F06	M04	M06	M08	P08	S06	U04	U08	
Sizes (w×h) cm		55×78	55×98	66×118	78×98	78×118	78×140	94×140	114×118	134×98	134×140	
	Manual operation	DBL	48	52	60	58	64	68	76	78	82	92

All prices in GBP (£)
Find all sizes and prices at velux.co.uk



Colour by You

The Colour by You collection lets you customise your roller blinds. Choose from thousands of colours to create the look that you've been dreaming of. Get inspired by trying the colour selection tool at veluxblindsdirect.co.uk and start customising your blinds today. Available for Translucent roller blind (RFL, RML, RSL), Blackout roller blind (DKL, DML, DSL) and Duo blackout roller blind (DFD). All with a choice of white or brushed aluminium side rails.

- Available in solar, electric or manual operation.
- Combine with an exterior Anti-heat blind or shutter for effective heat protection. Read more on page 125.

Most sold window sizes		CK01	CK02	CK04	CK06	FK06	MK04	MK06	MK08	PK04	PK08	PK10	SK06	UK04	UK08	
		C01	C02	C04	C06	F06	M04	M06	M08	P04	P08	P10	S06	U04	U08	
Sizes (w×h) cm		55×70	55×78	55×98	55×118	66×118	78×98	78×118	78×140	94×98	94×140	94×160	114×118	134×98	134×140	
	Solar	RSL	168	168	174	182	186	184	190	196	208	216	212	216	232	
	DSL	168	168	174	182	186	184	190	196	196	208	216	212	216	232	
	Electric	RML	160	160	166	174	178	176	182	188	188	200	208	204	208	224
	DML	160	160	166	174	178	176	182	188	188	200	208	204	208	224	
	Manual operation	RFL	80	80	86	94	98	96	102	108	120	128	124	128	144	
	DKL	80	80	86	94	98	96	102	108	108	120	128	124	128	144	
		DFD	102	102	108	118	124	122	130	138	136	152	162	162	184	

To order the blind with white side rails, simply add WL to the end of your product code.

All prices in GBP (£)
Find all sizes and prices at velux.co.uk

Installation

- Quick and easy installation on VELUX roof windows.


Intelligent home control

Combine your VELUX solar and electric product with our intelligent home control solutions for multiple operation, scheduling and automation.

Read more on page 24.


Certifications

- Standard 100 by OEKO-TEX (1076-184) – contains no harmful substances.
- STeP by OEKO-TEX (22002567) – sustainable textile production.




Colour options

Standard colours




1016 1274 1259 1282


Trend colours



1276 1277 1278 1279



1280 1281 1256 1275



1283 1284 1285 1286

Translucent pleated blind

The VELUX Translucent pleated blind is a decorative solution that provides privacy whilst diffusing soft natural light into your room. Adjust the blind from both the top and the bottom of the roof window* to let in exactly the right amount of light.

- Softens incoming light and provides privacy.
- A flying blind design that can be placed anywhere on the roof window.*
- Available with white or brushed aluminium side rails.
- Available in solar, electric or manual operation.
- Combine with an exterior Anti-heat blind or shutter for effective heat protection. Read more on page 125.

Installation

- Quick and easy installation with pre-fitted brackets.

Intelligent home control

Combine your VELUX solar and electric product with our intelligent home control solutions for multiple operation, scheduling and automation.

Read more on page 24.

Certifications


- Standard 100 by OEKO-TEX (1076-184) – contains no harmful substances.
- STeP by OEKO-TEX (22002567) – sustainable textile production.

Most sold window sizes		CK01 C01	CK02 C02	CK04 C04	CK06 C06	FK06 F06	MK04 M04	MK06 M06	MK08 M08	PK04 P04	PK08 P08	PK10 P10	SK06 S06	UK04 U04	UK08 U08
Sizes (w×h) cm		55×70	55×78	55×98	55×118	66×118	78×98	78×118	78×140	94×98	94×140	94×160	114×118	134×98	134×140
	Standard	168	168	174	182	188	184	192	200	198	212	220	218	222	240
	Trend	180	180	186	194	200	196	204	212	210	224	232	230	234	252
	Standard	160	160	166	174	180	176	184	192	190	204	212	210	214	232
	Trend	172	172	178	186	192	188	196	204	202	216	224	222	226	244
	Standard	80	80	86	94	100	96	104	112	110	124	132	130	134	152
	Trend	92	92	98	106	112	108	116	124	122	136	144	142	146	164

KUX 110 control system is needed if you install an FML into a manually operated VELUX roof window. To order the blind with white side rails, simply add WL to the end of your product code.
* Manual version only


All prices in GBP (£)
Find all sizes and prices at velux.co.uk





Colour options

Standard colours



Trend colours



Blackout energy pleated blind

VELUX Blackout energy pleated blinds provide both blackout and insulation. Perfect for bedrooms that need blackout at night and extra insulation. Adjust the blind from both the top and the bottom of the roof window* to let in exactly the right amount of light.

- Blackout for a great night's sleep or a nap during the day.
- Insulation for increased comfort.
- A flying blind design that can be placed anywhere on the roof window.*
- Available with white or brushed aluminium side rails.
- Available in solar, electric or manual operation.
- Combine your manual blind with a manual Anti-heat blind and save 10%. Read more on page 128.

Installation

- Quick and easy installation with pre-fitted brackets.

Intelligent home control

Combine your VELUX solar and electric product with our intelligent home control solutions for multiple operation, scheduling and automation.

Read more on page 24.


Certifications

- Standard 100 by OEKO-TEX (1076-184) – contains no harmful substances.
- STeP by OEKO-TEX (22002567) – sustainable textile production.

Most sold window sizes		CK01 C01	CK02 C02	CK04 C04	CK06 C06	FK06 F06	MK04 M04	MK06 M06	MK08 M08	PK04 P04	PK08 P08	PK10 P10	SK06 S06	UK04 U04	UK08 U08
Sizes (w×h) cm		55×70	55×78	55×98	55×118	66×118	78×98	78×118	78×140	94×98	94×140	94×160	114×118	134×98	134×140
	Standard	178	178	184	194	200	198	206	214	212	228	238	234	238	260
	Trend	190	190	196	206	212	210	218	226	224	240	250	246	250	272
	Standard	170	170	176	186	192	190	198	206	204	220	230	226	230	252
	Trend	182	182	188	198	204	202	210	218	216	232	242	238	242	264
	Standard	90	90	96	106	112	110	118	126	124	140	150	146	150	172
	Trend	102	102	108	118	124	122	130	138	136	152	162	158	162	184


KUX 110 control system is needed if you install an FMC into a manually operated VELUX roof window. To order the blind with white side rails, simply add WL to the end of your product code. * Manual version only

All prices in GBP (£). Find all sizes and prices at velux.co.uk



Colour options

Standard colours



Venetian blind

This classic solution for light dimming and privacy is perfect for bathrooms and kitchens. It is moisture resistant and easy to clean.

- Preserves your view while providing privacy.
- Cordless operation.
- Available with white or brushed aluminium side rails.
- Available with manual operation.
- Combine with an exterior Anti-heat blind or shutter for effective heat protection. Read more on page 125.

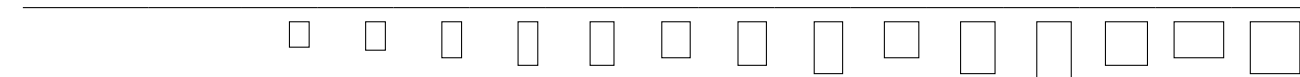
Installation

- Quick and easy installation with pre-fitted brackets.

Details

- Unique and discreet tilt mechanism makes it very easy to alter the slats.

Most sold window sizes	CK01 C01	CK02 C02	CK04 C04	CK06 C06	FK06 F06	MK04 M04	MK06 M06	MK08 M08	PK04 P04	PK08 P08	PK10 P10	SK06 S06	UK04 U04	UK08 U08
Sizes (w×h) cm	55×70	55×78	55×98	55×118	66×118	78×98	78×118	78×140	94×98	94×140	94×160	114×118	134×98	134×140



Manual PAL	Standard	90	90	96	106	112	110	118	126	124	140	150	146	150	172
------------	----------	----	----	----	-----	-----	-----	-----	-----	-----	-----	-----	-----	-----	-----

To order the blind with white side rails, simply add WL to the end of your product code.


All prices in GBP (£)
Find all sizes and prices at velux.co.uk



Insect screen

Enjoy fresh air without the unwanted visitors with a VELUX Insect screen. The screen is simple to operate and can be combined with any other VELUX interior or exterior blind. It has transparent net fabric and stows neatly away in the slim top casing when not in use.

- 100% insect-proof material.
- Transparent net fabric does not obstruct your view.
- Durable, wind-resistant fabric for long-lasting performance.
- Standard 100 by OEKO-TEX (1076-184) – contains no harmful substances.
- STeP by OEKO-TEX (22002567) – sustainable textile production.



Determine the correct size

- Measure the inner wall width (A) and height (B) to find the size code and price of your insect screen in the table below.
- If you have two heights (B) or heights above 2400mm – two insect screens and one connector set ZOZ 157 SWL are needed.
- **IMPORTANT:** Insect screen size codes may differ from window size code, please measure (A) and (B) and find correct size code in the table below before ordering.

Installation

- Quick and easy installation.

	0-438mm	439-530mm	531-640mm	641-760mm	761-922mm	923-1120mm	1121-1285mm
0-1600mm	ZIL BK04	ZIL CK02	ZIL FK08	ZIL MK06	ZIL PK25	ZIL SK06	ZIL UK04
	103	96	127	127	155	158	162
1601-2000mm	SPECIAL ORDER	ZIL CK06	ZIL FK08	ZIL MK06	ZIL PK06	ZIL SK06	ZIL UK10
	-	114	127	127	139	158	195
2001-2400mm	SPECIAL ORDER	SPECIAL ORDER	ZIL FK08	ZIL MK10	ZIL PK10	ZIL SK10	ZIL UK10
	-	-	127	152	161	183	195

All prices in GBP (£)
Find all sizes and prices at velux.co.uk



Sun tunnels

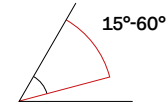
Sun tunnels

For sloped roofs
For flat roofs

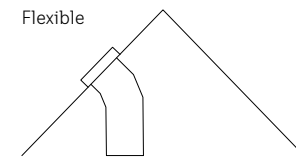
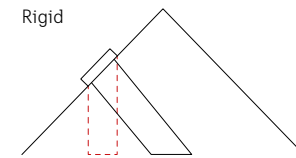
Page 148



Roof pitch



Tunnel options



Light diffuser Edge Glow

- Our Edge Glow light diffuser spreads the light from the Sun tunnel throughout the room.

See image on page 149.



Sun tunnel, sloped roof

Rigid and flexible tunnel options available

Add natural light to spaces where you never felt it was possible with a VELUX Sun tunnel. Perfect for windowless bathrooms, walk-in wardrobes and hallways.

Use rigid sun tunnels when there is direct access between the roof and the ceiling of the room. Flexible sun tunnels should be used when there is an object, such as a beam, restricting access.

Rigid sun tunnels

- Recommended for maximum daylight, because of its super high reflective coating.
- Up to 98% daylight reflectivity for optimal natural light conditions.
- Elegant, maintenance-free exterior glass module.
- Recommended tunnel length 0.9-6m.
- 1.7m tunnel supplied (ZTR extensions are available).
- Available in 25cm and 35cm diameters.

Flexible sun tunnels

- Flexible fibreglass tunnel, with reflective inner coating.
- Elegant maintenance-free exterior glass module.
- Recommended tunnel length is 1.5m.
- 2m tunnel supplied.
- Available in 35cm diameter.

Tunnel diameter	10"/25cm	14"/35cm
External frame size (wxh) cm	37x37	46x46



Rigid sun tunnels

TWR 0K10 2010	25cm diameter rigid tunnel for tiles up to 120mm in profile	367	-
TLR 0K10 2010	25cm diameter rigid tunnel for slate up to 8mm thick	367	-
TWR 0K14 2010	35cm diameter rigid tunnel for tiles up to 120mm in profile	-	422
TLR 0K14 2010	35cm diameter rigid tunnel for slate up to 8mm thick	-	422

Flexible sun tunnels

TWF 0K14 2010	35cm diameter flexible tunnel for tiles up to 120mm in profile	-	366
TLF 0K14 2010	35cm diameter flexible tunnel for slate up to 8mm thick	-	366

Accessories

ZTR 0K10 0062	600mm extension section for 25cm rigid diameter sun tunnel	78	-
ZTR 0K14 0062	600mm extension section for 35cm rigid diameter sun tunnel	-	78
ZTR 0K14 0124	1,200mm extension section for 35cm rigid diameter sun tunnel	-	151
ZTL 014	Low-energy light kit for 25cm and 35cm, fits inside tunnel, requires mains connection. Bulb supplied	-	94

All prices in GBP (£)
Find all sizes and prices at velux.co.uk

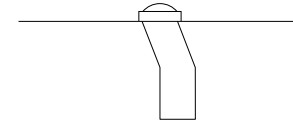


Roof pitch



Tunnel option

Flexible



Light diffuser Edge Glow

- Our Edge Glow light diffuser spreads the light from the sun tunnel throughout the room.

See image on page 151.

Sun tunnel, flat roof

Flexible tunnel

Used for installation in flat roofs to bring natural light into areas of the house where a flat roof window installation is either not possible or not appropriate. The frame is made of white PVC. Supplied with polycarbonate dome.

Flexible sun tunnels

- Flexible fibreglass tunnel, with reflective inner coating.
- Recommended tunnel length for flat roof is between 0.2m and 0.9m.
- 0.9m tunnel supplied.
- Available in 35cm diameter.

Tunnel diameter

External frame size (w x h) cm

14"/35cm

60x60



Flexible sun tunnels

TCF 0K14 1010	35cm diameter flat roof flexible tunnel with polycarbonate cover	443
---------------	--	-----

Accessories

ZTL 014	Low-energy light kit for 25cm and 35cm, fits inside tunnel, requires mains connection. Bulb supplied	94
---------	--	----

All prices in GBP (£)
Find all sizes and prices at velux.co.uk



Accessories



Accessories

Page 154

Electric accessories
Rod controls
Locks and restrictors
Maintenance kits
Installation tools

Smoke ventilation systems

Page 156



KUX 110



KSX 100K



KLB 100



KLI 311, 312 and 313



KLF 200



KSX 100



ZCT 100 and ZCT 200K



ZOZ 085



ZOZ 012K1



ZOZ 010KC S011




ZOZ 246



ZZZ 129KI and ZZZ 130KI



ZZZ 131KI



ZZZ 176KI

Roof window accessories

Electric accessories

Power supply KUX 110

Power supply for remote operation of VELUX electric anti-heat shutters and blinds or interior blinds on a manual roof window or fixed flat roof window.

Upgrade kit KSX 100K

Complete solar-powered upgrade kit for VELUX Manual centre-pivot roof window. Upgrades manual roof windows to remote operation with no wiring needed. Includes rain sensor. For roof windows manufactured after February 2014. Not compatible with CK01, CK02, MK27, PK25 and SK01.

Battery backup KLB 100

The battery backup ensures that if there is a power outage, VELUX electrically operated roof windows are closed and VELUX electrically operated blinds/shutters raised. It is recommended for use in regions affected by frequent power failures.

VELUX Wall Switch – roof windows KLI 311

The wireless Wall Switch KLI 311 lets you conveniently open, stop and close VELUX solar and electrically operated roof windows or VELUX roof windows

that have been upgraded for electric or solar operation. One switch can be used to operate several roof windows.

VELUX Wall Switch – interior sunscreening KLI 312

The wireless Wall Switch KLI 312 lets you conveniently open, stop and close VELUX solar and electrically operated interior blinds. One switch can be used to operate several blinds.

VELUX Wall Switch – exterior heat protection KLI 313

The Wall Switch KLI 313 lets you conveniently open, stop and close solar or electrically operated VELUX exterior anti-heat shutters and blinds. One switch can be used to operate several exterior blinds or shutters.

VELUX Interface KLF 200

KLF 200 is programmable and can be used for operation of io-homecontrol® compatible electrical products via external control devices like switches and sensors (potential-free contacts). Can operate 5 products or 5 groups with up to 200 electrical products. Can also be used as a io-homecontrol® repeater.

Upgrade kit KSX 100

Complete solar-powered upgrade kit for VELUX Manual centre-pivot roof window. Upgrades manual roof windows to remote operation with no wiring needed. Includes rain sensor. For roof windows manufactured between April 1986 and January 2014. Not compatible with M27, P25 and 425.

Rod controls

Telescopic control rod ZCT 200K

The 100-180cm expandable rod enables operation of VELUX manually operated centre-pivot roof windows, interior blinds and insect screens installed out-of-reach.

Control rod extension ZCT 100

Extension piece for telescopic control rod ZCT 200K, adding an additional 100cm to the 180cm long telescopic control rod.

Interior blind adaptor ZOZ 085

Adaptor to allow remote operation of interior blind by control rod ZCT 200K.

Locks and restrictors

Security lock ZOZ 012K1

Extra security lock for VELUX centre-pivot roof windows that prevents the roof windows from being opened from the inside without a key.

Opening restrictor with key ZOZ 010KC S011

Opening restrictor (safety latch) that prevents VELUX centre-pivot roof windows from opening more than 10cm. Suitable for roof windows of frame height 98cm and above.

Maintenance kits

ZZZ 129KI

Professional repair kit designed to cover up marks and top-finish scratches on VELUX white painted roof windows.

ZZZ 130KI

Professional repair kit designed to repair marks and top-finish scratches on VELUX white painted roof windows.

ZZZ 131KI

Care kit for VELUX white painted roof windows. Includes special cleaner for removal of oil and grease, protector to restore the water-repellent surface and an application sponge.

ZZZ 176KI

Professional repair kit designed to repair marks and top-finish scratches on VELUX clear lacquered roof windows.

Installation tools

ZOZ 246

Dual solar switch allows charging of both shutters and awnings on solar-powered VELUX roof windows. Dual solar switch is required if the shutter or Anti-heat blind is size C or F and installed on a solar-powered VELUX roof window.

Electric accessories	
KUX 110	127
KSX 100K	273
KSX 100	273
KLB 100	188
KLI 311	23
KLI 312	23
KLI 313	23
KLF 200	142
Rod controls	
ZCT 100	18
ZCT 200K	30
ZOZ 085	8
Locks and restrictors	
ZOZ 012K1	62
ZOZ 010KC S011	60
Maintenance kits	
ZZZ 129KI	16
ZZZ 130KI	16
ZZZ 131KI	35
ZZZ 176KI	16
Installation tools	
ZOZ 246	47

All prices in GBP (£)
Find all sizes and prices at velux.co.uk



KFC 210



KFC 220



KFA 100



KFK 200



KFK 100



KLA 200

Accessories for smoke ventilation systems

Control systems

Control systems for smoke ventilation roof windows

Connection options for higher level external control systems and fire alarm systems. Integrated forwarding of alarm and error messages as well as timed ventilation function.

KFC 210

VELUX smoke ventilation control system

- 1 control unit for connecting up to
 - 4 smoke ventilation pitched roof windows OR 1 smoke ventilation flat roof window. Includes battery backup for at least 72 hours, with integrated main control panel and ventilation switches.
- For the control systems, the accessories must be ordered separately.

KFC 220

VELUX smoke ventilation control system

- 1 control unit for connecting up to
 - 8 Smoke ventilation pitched roof windows OR 2 Smoke ventilation flat roof windows. Includes battery backup for at least 72 hours, with integrated main control panel and ventilation switches.
- For the control systems, the accessories must be ordered separately.

Accessories

KFA 100

Diffused light smoke detector, white.

KFK 200

Ventilation switch, concealed, pearl white.

KFK 100

Break glass unit, grey.

KLA 200

Rain sensor, grey, in combination with a KFX controller or KFC 210/220 controller and VELUX GGL/GGU smoke ventilation pitched-roof window.

Control systems

KFC 210	744
KFC 220	965

Accessories

KFA 100	91
KFK 200	50
KFK 100	91
KLA 200	72

Smoke alarm, main control panel, rain sensor and ventilation switches must be ordered separately.

All prices in GBP (£)
Find all sizes and prices at velux.co.uk

Practical information

Practical information

Page 158

- VELUX installation training
- Dealer information
- After sales service
- VELUX Rewards
- Online professional tools
- Guarantees

The VELUX product code system

Page 160

How to locate your roof window type and size

Compatibility

Page 161

- Blinds compatibility
- Heat protection compatibility

Glazing options

Page 166

Roof window replacement

Page 168

Size guide

Page 170



Practical information



VELUX installation training

We offer different training formats to suit your business needs. You can learn online via the VELUX Online Training Academy for our installation and product courses. You can also attend our training facilities in person, or alternatively, our mobile training unit can visit your site and provide tailor-made training (subject to terms).

Find out more at velux.co.uk/training

Interested in becoming a VELUX Certified Installer?
Go to velux.co.uk/certified to find out more information.



Dealer information

The easiest way to place a merchant order is via our Dealer Extranet or EDI platforms. VELUX Dealer Extranet offers a number of additional features, such as creating quotes, client quotes, delivery track and trace, return requests and much, much more.

Access Dealer Extranet at dealerextranet3.velux.co.uk

EDI (Electronic Data Interchange) may be a suitable option for merchants who place a large number of orders each month. VELUX can accommodate a number of different EDI formats.

To explore options, please email: etrading@velux.co.uk with your requirements.



After sales service

Whether you want to get installation advice, ask a question about a specific product or get tips for your construction project, the VELUX Customer Care team is here to help:

Business customers
01592 778225

Homeowners
01592 778225

Project support
01592 778873



VELUX Rewards

You can earn rewards with a large range of VELUX products all year round! Simply sign up for a VELUX Rewards account and upload invoices for any qualifying products. Once approved, your account will be credited with points that you can spend with our large range of top brand partners. With between £3-£30 Rewards available on most products, your points can really add up, so make sure you claim every time! Terms and conditions apply.

Register at velux.co.uk/rewards



Online professional tools

The VELUX website contains everything you need to know about our products and installation. The latest product information, installation instructions and a number of visualisation tools can be found online.

See all tools and resources at velux.co.uk/professional



Guarantees

All VELUX products and accessories are thoroughly tested to deliver the high quality you expect. In the rare event that your VELUX product doesn't meet your expectations, we offer the following guarantees:

10-year
VELUX pitched and flat roof windows, sun tunnels and sealing products.

5-year
Solar or electric external shutters and anti-heat blinds.

3-year
Interior blinds and Insect screen, manual anti-heat blinds, motors and accessories for solar and electric products.

5 + 5 year
All sloping solar and electric roof windows.

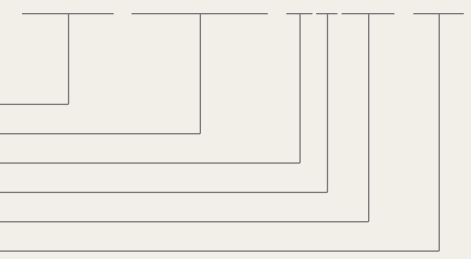
Register your products at velux.co.uk/extendedwarranty

The VELUX product code system

All VELUX products use the following classification code system:

GGL MK06 2070 21

Window type GGL MK06 2070 21
 Window size GGL MK06 2070 21
 Interior finish GGL MK06 2070 21
 Exterior finish GGL MK06 2070 21
 Glazing GGL MK06 2070 21
 Operation GGL MK06 2070 21



Window types

- GBL** Low pitch roof window in pine
- GCL** Roof window for heritage, conservation and historical buildings
- GGU** Centre-pivot roof window in white maintenance-free
- GGL** Centre-pivot roof window in pine
- GGLS** Centre-pivot 2in1 or 3in1 roof window in pine
- GPLS** Top-hung 2in1 or 3in1 roof window in pine
- GPU** Top-hung roof window in white maintenance-free, 45°
- GPL** Top-hung roof window in pine, 45°
- GIU** Sloping extension window element in white maintenance-free
- GIL** Sloping extension window element in pine
- VIU** Fixed vertical extension window element in white maintenance-free
- VFE** Openable vertical window element in pine, tilt inwards
- VFA** Openable vertical window element in pine, tilt and turn inwards/left-hinged
- VFB** Openable vertical window element in pine, tilt and turn inwards/right-hinged
- GDL** Roof balcony in pine
- GEL** Top-hung roof terrace section in pine
- VEA** Left-hinged vertical roof terrace section in pine
- VEB** Right-hinged vertical roof terrace section in pine
- VEC** Fixed vertical roof terrace section in pine
- GVT** Side-hung craftsman's roof exit for uninhabited rooms (black polyurethane)
- TWF/TLF** Flexible sun tunnel
- TWR/TLR** Rigid sun tunnel
- CVU** Solar or electric flat roof window
- CFU** Fixed flat roof window
- CSP** Flat roof smoke ventilation window
- CXP** Flat roof exit window, 60°

Window size

See all roof window sizes and compatibility table on page 161.

Compatible roof windows, flashing frames, other built-in products and corresponding interior roller blinds are marked with a 'K' in the size code

Interior finish

- 0** White maintenance-free
- 2** White painted wood
- 3** Clear lacquered pine

Exterior cover

- 0** Aluminium





Glazing

- 70** 2-layer glazing with rain noise reduction, laminated safety glass, UV protection and extra toughened glass
- 68** 3-layer glazing for improved energy efficiency
- 66** 3-layer glazing for high energy efficiency with easy-to-clean and anti-dew coatings
- 67** Our best performing 3-layer glazing delivering optimal energy efficiency and indoor comfort

Operation

- 21U** Electrically operated roof window
- 30** Solar-powered roof window
- 40** Smoke ventilation


Compatibility table

Window generation	Size window	BLINDS	ANTI-HEAT BLINDS		ANTI-HEAT BLACKOUT BLINDS	ANTI-HEAT BLACKOUT SHUTTERS	
		Blinds	Manual (MHL)	Solar (MSL) and Electric (MML)	Solar (SSS)	Solar (SSL) and Electric (SML)	
Since 2014							
New Generation							
	CK01	CK01	CK00	CK01	CK01	CK01	
	CK02	CK02	CK00	CK02	CK02	CK02	
	CK04	CK04	CK00	CK04	CK04	CK04	
	CK06	CK06	CK00	CK06	CK06	CK06	
	FK06	FK06	FK00	FK06	FK06	FK06	
	FK08	FK08	FK00	FK08	FK08	FK08	
	MK04	MK04	MK00	MK04	MK04	MK04	
	MK06	MK06	MK00	MK06	MK06	MK06	
	MK08	MK08	MK00	MK08	MK08	MK08	
	PK04	PK04	PK00	PK04	PK04	PK04	
	PK06	PK06	PK00	PK06	PK06	PK06	
	PK08	PK08	PK00	PK08	PK08	PK08	
	PK10	PK10	PK00	PK10	PK10	PK10	
	SK01	SK01	SK00	SK01	SK01	SK01	
	SK06	SK06	SK00	SK06	SK06	SK06	
	SK08	SK08	SK00	SK08	SK08	SK08	
	UK04	UK04	UK00	UK04	UK04	UK04	
	UK08	UK08	UK00	UK08	UK08	UK08	
Since 2001							
V21							
	C01	C01	CK00	CK01	CK01	CK01	
	C02	C02	CK00	CK02	CK02	CK02	
	C04	C04	CK00	CK04	CK04	CK04	
	C06	C06	CK00	CK06	CK06	CK06	
	F06	F06	FK00	FK06	FK06	FK06	
	F08	F08	FK00	FK08	FK08	FK08	
	M04	M04	MK00	MK04	MK04	MK04	
	M06	M06	MK00	MK06	MK06	MK06	
	M08	M08	MK00	MK08	MK08	MK08	
	P04	P04	PK00	PK04	PK04	PK04	
	P06	P06	PK00	PK06	PK06	PK06	
	P08	P08	PK00	PK08	PK08	PK08	
	P10	P10	PK00	PK10	PK10	PK10	
	S01	S01	SK00	SK01	SK01	SK01	
	S06	S06	SK00	SK06	SK06	SK06	
	S08	S08	SK00	SK08	SK08	SK08	
	U04	U04	UK00	UK04	UK04	UK04	
	U08	U08	UK00	UK08	UK08	UK08	
Between 1992 and 2000							
VES*							
	101	101	100	CK01	CK01	CK01	
	102	102	100	CK02	CK02	CK02	
	104	104	100	CK04	CK04	CK04	
	206	206	200	FK06	FK06	FK06	
	304	M04	MK00	MK04	MK04	MK04	
	306	M06	MK00	MK06	MK06	MK06	
	308	M08	MK00	MK08	MK08	MK08	
	404	P04	PK00	PK04	PK04	PK04	
	406	P06	PK00	PK06	PK06	PK06	
	408	P08	PK00	PK08	PK08	PK08	
	410	P10	PK00	PK10	PK10	PK10	
	601	S01	SK00	SK01	SK01	SK01	
	606	S06	SK00	SK06	SK06	SK06	
	608	S08	SK00	SK08	SK08	SK08	
	804	U04	UK00	UK04	UK04	UK04	
	808	U08	UK00	UK08	UK08	UK08	
	Before 1992						
	VKI*						
	9	C01	CK00	CK01	CK01	CK01	
	6	C04	CK00	CK04	CK04	CK04	
	5	5	5	5	5	5	
	1	M04	MK00	MK04	MK04	MK04	
	14	M06	MK00	MK06	MK06	MK06	
	2	M08	MK00	MK08	MK08	MK08	
	3	P10	PK00	PK10	PK10	PK10	
	31	P04	PK00	PK04	PK04	PK04	
	4	S06	SK00	SK06	SK06	SK06	
	10	S08	SK00	SK08	SK08	SK08	
	7	U04	UK00	UK04	UK04	UK04	
	8	U08	UK00	UK08	UK08	UK08	

* VES & VKI generation roof windows are only compatible with manual blackout blinds (DKL) or manual roller blinds (RFL) in standard colours.


Heat protection compatibility - roof windows

Which heat protection products suit which roof windows.

	Roof window	VELUX Anti-heat blackout shutters	
		Solar shutter	Electric shutter
Manual roof window 	GGU/GGL, GPU/GPL	SSL	SML*
Solar centre-pivot roof window 	GGU/GGL	SSL For VELUX solar GGL/ GGU a ZOZ 246 kit might be needed. Please contact the customer service for further information.	-
Electric centre-pivot roof window 	GGU/GGL	-	SML
Electric top-hung roof window 	GPU	-	SMH



	VELUX Anti-heat blinds			
	Solar Anti-heat blackout blind	Solar Anti-heat blind	Electric Anti-heat blind	Manual Anti-heat blind
	SSS	MSL	MML*	MHL
	SSS	MSL	-	-
	For VELUX solar GGL/ GGU in widths B---, C--- and F---, a ZOZ 246 kit is needed. For older generations contact the customer service for further information.			
	-	-	MML	-
	-	-	MML	-
	For VELUX electric GPU roof windows, a ZOZ 229S kit is needed.			



Mounting accessories



ZOZ 246 Solar kit for solar shutter SSL and solar Anti-heat blinds SSS or MSL.
For installation on solar roof windows.



ZOZ 229S Mounting kit for automated Anti-heat blinds
For installation on VELUX electric top-hung roof window GPU.
Note: The usage of the mounting kit reduces the blackout effect of the Anti-heat blackout blind SSS.









Installation advice

- For the installation of electric and solar heat protection on vertically connected roof windows a minimum distance of 250mm is required.

* KUX 110 control system is needed if you install a SML to a manually operated VELUX roof window.

Heat protection compatibility - combinations

Which heat protection products suit which roof window combination.

Roof window combination	VELUX Anti-heat blackout shutters	
	Solar shutter	Electric shutter
 Side-by-side/triple	SSL	SML
 2in1/3in1	SSLS	-
 Sloping and fixed	-	SMG
 Sloping and vertical fixed	SSL only for vertical roof window	SML only for vertical roof window
 Sloping and vertical	SSL only for vertical roof window	SML only for vertical roof window
 Duo	SSL	SML
 Quattro	SSL	SML
 Roof balcony	-	-

VELUX Anti-heat blinds			
Solar Anti-heat blackout blind	Solar Anti-heat blind	Electric Anti-heat blind	Manual Anti-heat blind
SSS	MSL	MML	MHL
SSSS	MSLS	-	-
SSI <small>For VELUX electric GPU roof windows, a ZOZ 229S kit is needed</small>	MSI	-	MHL top MAG bottom
SSS only for vertical roof window	MSL only for vertical roof window	MML only for vertical roof window	MHL only for vertical roof window
SSS only for vertical roof window	MSL only for vertical roof window	MML only for vertical roof window	MHL top MIE bottom
SSS	MSL	MML	MHL
SSS	MSL	MML	MHL
-	-	-	MHL top MAD bottom

Mounting accessories



ZOZ 246 Solar kit for solar shutter SSL and solar Anti-heat blinds SSS or MSL.
For installation on solar roof windows.



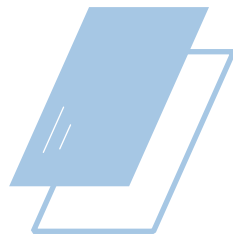
ZOZ 229S Mounting kit for automated Anti-heat blinds
For installation on VELUX electric top-hung roof window GPU.
Note: The usage of the mounting kit reduces the blackout effect of the Anti-heat blackout blind SSS.

Note

- The respective kits (ZOZ) are also required when installing heat protection for combinations.

Installation advice

- For the installation of electric and solar heat protection on vertically connected roof windows a minimum distance of 250mm is required.



Standard glazing

Glazing features

Rain noise reduction
Enjoy undisturbed sleep without being woken by rain noise on the window.

Safety lamination
Prevents glass from falling into the room in case of accidental breakage.

Toughened glass
Adds strength to the outer pane to protect from wayward balls and extreme weather such as heavy storms and hail.

UV filter
Protects your interior furnishings from fading due to the sun's harmful UV rays.

Easy-to-clean
Dirt-repellent coating lets you spend less time cleaning and more time enjoying the view.

Anti-dew
Hydrophobic coating reduces the amount of dew that can form on the outside for a clearer view.

- Good
- Very good
- Excellent
- Best

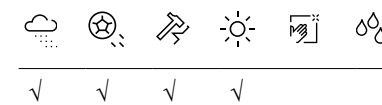


Made for

Comfort

Glazing 70

Provides great comfort with all the standard features, including new rain noise reduction, laminated safety glass, protection from UV rays and extra-strength toughened glass.



Thermal transmittance window	Uw 1.3	●●
Thermal transmittance glazing	Ug 1.0	●●●
Energy transmittance	g 0.46	●●
Sound insulation	35 dB	●●
Layers of glass	2	

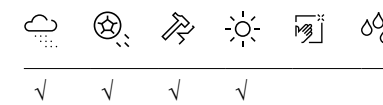


Made for

Better comfort

Glazing 68

3-layer glazing that offers all features of the Comfort Glazing 70 and better energy efficiency. Reduces the feeling of cold that comes from a window during winter.



Thermal transmittance window	Uw 1.1	●●●
Thermal transmittance glazing	Ug 0.7	●●●●
Energy transmittance	g 0.49	●●
Sound insulation	35 dB	●●
Layers of glass	3	

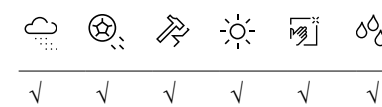


Made for

Well-being

Glazing 66

3-layer glazing that minimises the feeling of cold and blocks outside noise so you can feel warm and relaxed. Easy-to-clean and anti-dew coatings provide clearer views.



Thermal transmittance window	Uw 1.0	●●●
Thermal transmittance glazing	Ug 0.6	●●●●
Energy transmittance	g 0.44	●●
Sound insulation	37 dB	●●●
Layers of glass	3	

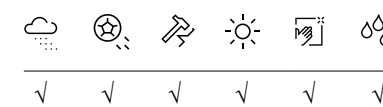


Made for

The best experience

Glazing 67

Our best performing 3-layer glazing provides the ultimate combination of thermal efficiency and noise reduction to deliver optimal energy efficiency and indoor comfort.



Thermal transmittance window	Uw 0.83	●●●●
Thermal transmittance glazing	Ug 0.4	●●●●
Energy transmittance	g 0.44	●●
Sound insulation	38 dB	●●●
Layers of glass	3	

Special glazing

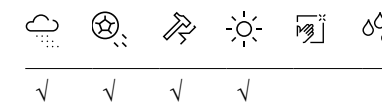


Made for

Heat protection

Glazing 69

This 3-layer glazing filters out the heat from the sun's rays to keep your home more comfortable. High thermal efficiency prevents the feeling of cold that comes from a window during winter.



Thermal transmittance window	Uw 1.1	●●●
Thermal transmittance glazing	Ug 0.6	●●●●
Energy transmittance	g 0.27	●●●●
Sound insulation	35 dB	●●
Layers of glass	3	

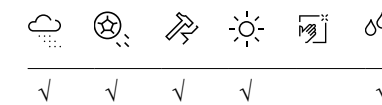


Made for

Noise reduction and comfort

Glazing 62

This noise reduction window with 3-layer glazing provides up to a full 42 dB of sound reduction together with high thermal insulation. Great for homes that need additional protection from outside noise and colder weather.



Thermal transmittance window	Uw 0.92 - 1.0	●●●
Thermal transmittance glazing	Ug 0.5	●●●●
Energy transmittance	g 0.47	●●
Sound insulation	42 dB	●●●●
Layers of glass	3	

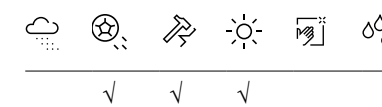


Made for

Extra security

Glazing 70Q

This certified security window features 2-layer glazing and offers the highest burglary resistance on the market. Provides an array of security features to prevent attempts of external force and breakage.



Thermal transmittance window	Uw 1.3	●●
Thermal transmittance glazing	Ug 1.0	●●●
Energy transmittance	g 0.45	●●
Sound insulation	35 dB	●●
Layers of glass	2	

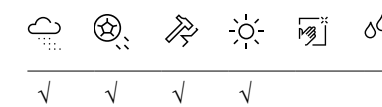


Made for

Better comfort in low pitch roofs

Glazing 15

3-layer glazing for low pitch roofs (GBL), offering all VELUX premium standard features and better energy efficiency. Reduces the feeling of cold that comes from a window during winter.



Thermal transmittance window	Uw 1.1	●●●
Thermal transmittance glazing	Ug 0.7	●●●●
Energy transmittance	g 0.50	●●
Sound insulation	35 dB	●●
Layers of glass	3	

Roof window replacement

Replacing a VELUX roof window is easier than you think. It can be done in as little as 4 hours, and it allows for improved energy efficiency, a better indoor climate and more daylight and fresh air.

- Same standard VELUX sizes available.
- Usually fitted quickly and easily from the inside.
- Minimal mess and disruption to internal finish.

How to locate the window type and size

The same standard sizes are still available today and there are plenty of opportunities for upgrading. Flashing for replacements can be found on page 96.

For advice on what type of operation and finish of roof window to select, go to page 20.

Upgrading your old roof windows couldn't be easier with the VELUX Installation Service velux.co.uk/installation




From 2012	<p>↑ ↑ Type Size</p>
1998-2011	<p>↑ ↑ Type Size</p>
1992-1998	<p>↑ ↑ Type Size</p>
Before 1992	<p>↑ ↑ Type Size</p>

Size guide

Looking to replace your existing VELUX roof window? Use the size guide to locate your current window code and the replacement code.

Using our size guide



Roof windows

External frame sizes (w×h)mm		472	550	660	780	942	1140	1340
550						PK25 GGL 425 P25		
624				MK27 GGL M27				
698		CK01 GGL 9 101 C01					SK01 GGL 601 S01	
778		CK02 GGL 102 GGU C02						
978	BK04 GGL 804	CK04 GGL 6 GGU 104 GPU C04	FK04 GGL 204 GGU F04	MK04 GGL 1 GPL 304 GPU M04	PK04 GGL 31 GPL 404 GPU P04			UK04 GGL 7 GPL 804 GPU U04
1178		CK06 GGL 14 GPL 206 GPU C06	FK06 GGL (5)* GGU 206 GPU F06	MK06 GGL 14 GPL 306 GPU M06	PK06 GGL 406 GPL 406 GPU P06	SK06 GGL 4 GPL 606 GPU S06		UK06 GGL
1398			FK08 GGL 2 GPL 308 GPU F08	MK08 GGL 2 GPL 308 GPU M08	PK08 GGL 408 GPL 408 GPU P08	SK08 GGL 10 GPL 608 GPU S08		UK08 GGL 8 GPL 808 GPU U08
1600				MK10 GGL 13 GPL 310 GPU M10	PK10 GGL 3 GPL 410 GPU P10	SK10 GGL 610 GPL 610 GPU S10		UK10 GGL 810 GPL 810 GPU U10
1800				MK12 GGL 312 M12				

* GGL 5 is 700mm wide

Roof terrace

External frame sizes (w×h)mm		780
1360		M08 GEL 308
1090		M35 VEA VEB VEC 335

Cold room roof windows

External frame sizes (w×h)mm		460	540
610		GVK	
830			103 GVT

2in1 and 3in1 roof windows

External frame sizes (w×h)mm		1270	1390	1510	1552	1880
1178		FFK06 GGLS GPLS	FMK06 GGLS GPLS	MMK06 GGLS GPLS	FPK06 GGLS GPLS	FFKF06 GGLS GPLS
1398		FFK08 GGLS GPLS	FMK08 GGLS GPLS	MMK08 GGLS GPLS	FPK08 GGLS GPLS	FFKF08 GGLS GPLS

Heritage conservation roof windows

External frame sizes (w x h)mm. When installing, additional 20mm are required around the frame for the pre-installed insulation material

External frame sizes (w x h)mm		550	660	780	942	1140
978		CC04 GCL				
1178		CC06 GCL	FC06 GCL	MC06 GCL		
1398			FC08 GCL	MC08 GCL	PC08 GCL	SC08 GCL
1600						SC10 GCL

Roof balcony

External frame sizes (w×h)mm

External frame sizes (w×h)mm		780	942	1140
2520		MK19 (MK10)(MK34)	PK19 (PK10) (PK34)	SK19 (SK10) (SK34)

Sloping extension elements

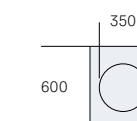
External frame sizes (w×h)mm		472	550	660	780	942	1140	1340
920				FK34 GIU	MK34 GIL 334 GIU M34	PK34 GIL 434 GIU P34	SK34 GIL 634 GIU S34	UK34 GIL 834 GIU U34



FSC® certification supports good forest management where the health and safety of forest workers is secured and forest wildlife is well looked after.

Flat roof sun tunnel Ø 350

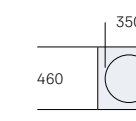
Ø,mm



OK14
TCF

Sun tunnel Ø 350

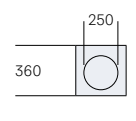
Ø,mm



OK14
TWR TLR
TWF TLF

Sun tunnel Ø 250

Ø,mm



OK10
TWR TLR

Flat roof windows

Available sizes (wxh)mm

	600	800	900	1000	1200	1500	2000
600	060060 CFP CVP CFJ CVJ CFU CVU		090060 CFJ CVJ CFU CVU				200060 CFU CVU
800		080080 CFP CVP CFJ CVJ CFU CVU				150080 CFU CVU	
900	060090 CFP CVP		090090 CFP CVP CFJ CVJ CFU CVU		120090 CFJ CVJ CFU CVU		
1000				100100 CFP CVP CXP CSP CFJ CVJ CFU CVU		150100 CFJ CVJ CFU CVU	200100 CFJ CVJ CFU CVU
1200			090120 CFP CVP CXP		120120 CFP CVP CXP CSP CFJ CVJ CFU CVU	150120 CFU CVU	
1500				100150 CFP CVP		150150 CFP CVP CFJ CVJ CFU CVU	

Base unit height 150mm: CFP, CVP, CXP, CSP, CFU, CVU, CFJ, CVJ

Base unit height 300mm: CFJ, CVJ

Base unit height 500mm: CFJ, CVJ

CFJ/CVJ 200100 only base unit height 150mm

Vertical elements

External frame sizes (wxh)mm





	780	942	1140	1340
601	MK31 VFE 1/2-60 331 VIU M31	PK31 VFE 431 VIU 3-60 P31	SK31 VFE 631 VIU 4/10-60 S31	UK31 VFE 831 VIU 7/8-60 U31
955	MK35 VFE 1/2-95 VFA 334 VFB M34 VIU	PK35 VFE 434 VFA 3-95 P34 VFB VIU	SK35 VFE 634 VFA 4/10-95 S34 VFB VIU	UK35 VFE 834 VIU 7/8-60 U34
1155	MK36 VFE 1/2-115 VFA 336 VFB M36 VIU	PK36 VFE 436 VFA 3-95 P36 VFB VIU	SK36 VFE 636 VFA 4/10-95 S36 VFB VIU	UK36 VFE 836 VIU 7/8-60 U36
1375	MK38 VFE 338 VFA M38 VFB VIU	PK38 VFE 438 VFA 3-95 P38 VFB VIU	SK38 VFE 638 VFA 4/10-95 S38 VFB VIU	UK38 VFE 838 VIU 7/8-60 U38

VELUX Company Ltd
Woodside Way
Glenrothes
Fife
Scotland
KY7 4ND

Tel: 01592 778 225

Email: sales@velux.co.uk

Website: velux.co.uk

-  facebook.com/VELUXGBI
-  twitter.com/VELUXGBI
-  pinterest.com/VELUXGBI
-  instagram.com/VELUX



VELUX RESERVE THE RIGHT TO PRINTING MISTAKES AND ERRORS IN THIS CATALOGUE